



2018 Kansas Freedom Index

Who votes for and against economic and education freedom in Kansas?



FACT BOOK

WWW.KANSASPOLICY.ORG | WWW.KANSASOPENGOV.ORG

INTRODUCTION

An informed citizenry is an essential element of maintaining a free society. Having a deeper understanding of how legislation impacts student-focused education, economic freedom and the constitutional principles of individual liberty and limited government allows citizens to better understand the seen and often unseen consequences of legislative issues.

The Freedom Index is intended to provide educational information to the public about broad economic and education issues that are important to the citizens of our State. It is the product of nonpartisan analysis, study and research and is not intended to directly or indirectly endorse or oppose any candidate for public office.

Economic freedom is not about party affiliations or labels like liberal, moderate or conservative. Rather, it is about a philosophical belief in the role of government. The filters are not 'D' and 'R,' but 'E,' 'L' and 'C.' Some citizens have a strong philosophical belief in an **E**xpanding government, while others are grounded in a strong philosophical belief in **L**imited government. And there are some citizens for whom the primary litmus test is more **C**ircumstantial rather than a strong philosophical belief about the role of government.

Government also is the dividing line on education issues. Debates on school choice issues, for example, often come down to whether the interests of individual students or school districts should prevail.

METHODOLOGY

Legislative action in the Kansas House and Senate, whether in the form of final action or some of the many important steps along the way, are selected for inclusion in the Kansas Freedom Index based on the impact the proposed legislation has on student-focused education issues, the free market and the constitutional principles of individual liberty and limited government. Selections were included in the Index to provide educational information about broad economic and education issues. The Index is the product of nonpartisan analysis, study and research; it is not intended to directly or indirectly endorse or oppose any candidate for public office.

Since the current legislature cannot bind future legislatures, it cannot be said with absolute certainty that, for example, a net tax reduction planned for future years will actually take place. Thus, we will only consider the fiscal impact of multi-year phase-ins within the current budget cycle. Legislation that increases tax or fee revenue outside the current budget cycle,

however, will be counted to avoid attempts to ‘game’ the system and never having tax increases scored because they fall outside the current budget cycle.

Each legislator’s vote, or failure to vote, is assigned points from one of two tiers based on the criteria on the following pages, with points assessed to each legislator based upon his or her vote. A vote in support of individual liberty, limited government, free markets and student-focused education will receive positive points; a vote opposed to those principles will receive negative points. A vote of Present or Not Voting will be awarded zero points. For example, consider a bill creating a new licensing board that requires dog groomers to pay a small fee and meet state requirements to operate. The Economic Freedom Index would be scored as follows: negative one (-1) for creation of the licensing board and negative one (-1) for creating a new fee; total score assigned would be negative two (-2). A legislator voting against this bill would be awarded positive two (+2) points. Conversely, a legislator voting for the bill would be awarded negative two (-2) points.

A positive cumulative score indicates that a legislator generally supported freedom, while a negative cumulative score indicates that a legislator generally opposed freedom.

A score of zero indicates that a legislator was generally neutral on freedom. The cumulative score only pertains to the specific votes included in the Kansas Freedom Index and should not be interpreted otherwise. A different set of issues and/or a different set of circumstances could result in different cumulative scores.

Tier 1 – Three points awarded for each applicable criteria which has a major impact on the functioning of student-focused education, free markets or the constitutional principles of individual liberty and limited government.

1. Does it create or eliminate an agency, program or function of government? Does it attempt to prevent the consolidation of multiple agencies? Consolidation of multiple agencies into a new agency is not considered creation of an agency for this purpose. (*Streamlining Government*)
2. Does it remove or give the government new power to prohibit or restrict activities in the free market? Examples may include licensing requirements and other restrictions on legal business practices. (*Transparency/Free Markets*)
3. Is it hostile to the concepts set forth in the U.S. Constitution? Does it protect the idea of Federalism as set forth in the 10th Amendment? Does it restrict property, speech,

- gun or other constitutionally- recognized rights or freedoms? Does it adhere to the electoral system, balance of power, and checks and balances provided for in the Constitution? (*Constitutional Structure*)
4. Is it supportive of or hostile to the Separation of Powers doctrine? (*Separation of Powers*)
 5. Does it have a major positive or negative impact on the overall tax burden? (*Tax Burden*)
 6. Does it hold government accountable by making services more accessible and/or preserve or improve quality at the same or a better price? Conversely, does it prevent such circumstances by favoring the interest of government employees over taxpayers? (*Transparency & Efficiency*)
 7. Does it reaffirm basic legal rights or otherwise protect citizens from judicial activism? (*Separation of Powers*)
 8. Does it enhance or restrict citizen input on the selection of judges? (*Judicial Selection/Judicial Approval*)
 9. Does it have a major impact on student-focused educational opportunities? (*Student-Focused*)
 10. Does it create a student-focused school funding system that holds schools accountable for outcomes or does it perpetuate a system that produced unacceptable results? (*School Funding*)
 11. Does it restore spending to the Legislature's appropriations process or does it remove spending authority from the Legislature's appropriations process? (*Legislative Process*)
 12. Does it prevent agencies or individuals from obligating the state to actions or expenditures without Legislative approval or does it allow agencies or individuals to obligate the state to actions or expenditures without Legislative approval? (*Legislative Process*)
 13. Does it contract or expand government-provided health care? (*Medicaid Expansion*)
 14. Does it change tax policy for the improvement or detriment of economic growth and job creation? (*Economy*)
 15. Does it impact the ability of government employees to complete their work free from coerced political influence, exercise an individual right on issues related to terms of employment, collective bargaining, etc. (*Employee Freedom*)
 16. Does it have a major impact on private property rights? (*Property Rights*)

17. Does it preserve, enhance, or diminish the integrity of the election process? (*Electoral Integrity*)

Tier 2 – One point awarded for each applicable criteria which has an important, but less significant, impact on the functioning of free markets or the constitutional principles of individual liberty, limited government.

1. Does it redistribute income, or use tax policy or other incentives to reward specific interest groups, individual businesses, or industries with special favors or perks? Conversely, does it eliminate special favors and perks in the tax code or public policy? (*Tax Preference*)
2. Does it perform a function that can and should be performed by the private sector, or restore functions to the private sector? (*Privatization*)
3. Does it grow or shrink the regulatory scope of an agency? (*Regulatory Scope*)
4. Does it add or remove a minor agency or licensing board? (*Streamlining Government*)
5. Does it directly or indirectly create/reduce taxes, fees or other assessments? (*Tax/Taxes/Fees*)

6. Does it increase or decrease control of the private sector through rules, regulation or statute? (*Regulation*)
7. Does it increase or decrease long-term debt, or override or restore statutory or constitutional protections against long-term debt? (*Debt*)
8. Does it give or reduce special benefits for government employees or elected officials? (*Government Favoritism*)
9. Does it promote government transparency or does it restrict access to information that should be in the public domain? (*Transparency*)
10. Does it change licensing provisions in ways that further restrict competition in the free market or does it relax regulations to encourage competition or otherwise provide for the functioning of free markets? (*Licensing/Free Markets*)
11. Does it promote more efficient use of taxpayer funds or does it oppose or reduce government efficiency? (*Efficiency*)
12. Does it give teachers, principals, school districts, higher education, or the Department of Education more flexibility to make student-focused decisions by relaxing or eliminating regulations or does it increase regulatory control? (*Education*)

13. Does it prevent or allow government funds or operations from being used for political purposes? (*Political Dues or Issues/Lobbying with Taxpayer Funds*)
14. Does it require school districts to make student-focused decisions related to student achievement or does it allow school districts to put other considerations ahead of student-focused achievement? (*Education*)
15. Does it enhance or restrict private property rights? (*Property Rights*)
16. Does it enhance or promote consumer-driven health care or does it make health care more expensive and/or less accessible? (*Consumer-Driven Health Care*)
17. Does it encourage citizen engagement in state and local governmental decision making? (*Citizen Engagement*)
18. Does it restore funding decisions to the Appropriations process or does it circumvent the Appropriations process? (*Transparency*)

Interpreting Legislators' Votes

Some legislators may object to the inclusion or classification of their votes on a particular bill for a variety of reasons. Kansas Policy Institute acknowledges that such issues are

subjective in nature and open to interpretation. The decision to include or exclude a particular bill or procedural vote is based on our view of the issues at hand without regard to party affiliation or the intent of an individual legislator. We simply record each vote as cast.

We also recognize that a legislator may occasionally cast a vote that is contrary to his or her true belief on an issue for procedural or parochial reasons. Unfortunately, there is no way to fairly interpret the intent behind each vote so in the interest of avoiding any concerns of partisanship, we simply record each vote as cast.

It should also be noted that some legislators choose not to cast a vote in some cases (this is recorded as a vote of 'Present'). When a legislator is not present at the time of a vote, it is recorded as "Not Voting." While the motive behind a 'Present' vote is often understood by regular observers of the Legislature, we assign zero points to 'Present' to avoid any concerns of partisanship. Similarly, legislators may be unavoidably absent when a vote is taken; zero points are awarded even though their position on an issue may be well known to ensure the non-partisan nature of the Kansas Freedom Index.

Also of note is that some bills include separate provisions that effectively cancel themselves out. For instance, a bill that increases fees but offers minor regulatory reform. The fee increase would be -1 (2-5) while the lessening of regulatory burden would be +1 (2-6). This “no net effect” phenomenon is also commonplace when multiple bills are placed together in the same legislative package, as typically happens at the end of a regular session. For instance, SB 36 in the 2017 session ceded legislative authority to an administrative agency (-1) but also removed some fee authority (+1) resulting in a neutral score and the bill not being included in the Index itself.

LIFETIME FREEDOM INDEX

Each legislative session brings a different ‘mix’ of bills and circumstances, such that, in combination with the caveats in the preceding section, a legislator’s Freedom Index for a particular year may or may not be indicative of their complete record. Accordingly, a Lifetime Freedom Index was added effective with the 2015 Freedom Index and is continued with the current session. A Lifetime Freedom Index is assigned to every current legislator who participated in at least two legislative sessions but only back as far as the 2012

legislative session, which was the inaugural year of the Freedom Index.

Service in previous sessions need not be contiguous to the current session and includes participation in a different chamber (House or Senate) in which they currently serve. The Index (percentage) for a single year represents the relative position of a legislator’s score on a number line of the minimum and maximum score, with the percentage indicating proximity to the maximum score.

For example, if a legislator with a score range of ± 43 and a score of zero would be at the 50% point on the minimum / maximum number line. A legislator with a score of negative 20 on that same range would be at the 26.7% point (Freedom Percentage) on the number line (or 73.7% away from the maximum). It is calculated by adding the maximum positive score for the House or Senate to each legislator’s actual score and dividing the total by twice the appropriate maximum score. The Lifetime Freedom Index is calculated in the same manner as for a single year, but tabulates each legislator’s actual and maximum scores for every session in which they participated.

BILL SUMMARIES

HB 2028: +1, Tier 2, Crit. 16 – A bill that brings more health care options to Kansans, primarily in rural areas, by streamlining regulations related to the delivery of telemedicine.

HB 2067: +1, Tier 2, Crit. 12 – This bill makes changes to state 529 and ABLE accounts to bring them in line with federal changes to the same programs. With these changes, more families will be able to make educational decisions for their children.

HB 2228: +3, Tier 1, Crit. 5 – A taxpayer relief bill that would have returned much of the federal “windfall” that Kansas would have received via federal tax reforms from late 2017. It also would have made some changes to corporate tax policy.

HB 2280: +1, Tier 2, Crit. 3 – By providing better cost-benefit analysis in proposed rules and regulations, this bill places the focus of government action on consumers, businesses, citizens, etc. through regulatory relief.

HB 2362: -1, Tier 2, Crit. 5 – Increasing liquor license fees in this bill, or any other fee, contribute to a business environment in which compliance costs are raised.

HB 2365, Becker Amend.: -2, Tier 2, Crit. 5 & 18 – This amendment removed protections for state fiscal sustainability by eliminating language that protected non-K-12 funding in the event of a Kansas Supreme Court order to increase spending under the Gannon litigation.

HB 2365, Parker Amend.: -3, Tier 1, Crit. 13 – This amendment would have expanded Medicaid in Kansas under provisions of the federal Affordable Care Act/ObamaCare.

HB 2419: +1, Tier 2, Crit. 11 – A budget stabilization fund, properly structured and utilized, as envisioned in this bill, is a best-practice used to provide predictability and balance to state finances.

HB 2445: -2, Tier 2, Multiple Crit. – This bill makes several changes to state school property taxes and spending authority; A) The bill makes it harder for local patrons to protest an LOB tax increase (-1), B) It removes flexibility for districts in paying property insurance and utility bills (-1), C) It codifies

artificially high transportation aid payments to USDs (-1), and D) It removes an automatic funding floor for USDs on free meal enrollment providing more transparency and honesty in the school finance formula (+1).

HB 2445, Whitmer Amend.: +1, Tier 2, Crit. 11 – This amendment would have prevented state money from being used to file suit against the state with the intended remedy being that more taxpayer money be spent on K-12 education.

HB 2459: 0, Tier 2, Crit. 9 & 15 – Through enhancements on asset forfeiture transparency (+1) and requirements that citizens will still have to petition for the return of their property (-1), this bill has no net effect on the asset forfeiture regime in Kansas.

HB 2496: +1, Tier 2, Crit. 5 – In effect, this bill provides for a multi-state license for nurses, streamlining the licensing process, and providing opportunities for better health outcomes and nursing jobs.

HB 2572: +1, Tier 2, Crit. 9 – Good information is the first step is making sound decisions and better transparency of

economic development incentives, as provided for in this bill, would have brought better information to many state economic development programs.

HB 2600: -1, Tier 2, Crit. 5 – The bill does many other things, but it also increases fees on relevant businesses.

HB 2639: -1, Tier 2, Crit. 5 – A bill that increases fees makes it harder for individuals to serve others in their given line of work. In this case, for child care providers to provide care to children.

HB 2644: -1, Tier 2, Crit. 11 – Performance-based budgeting is a tool that can be used to make better spending decisions across state government, exempting certain entities from this program will limit the information available to policy makers in evaluating programs.

HB 2757: -1, Tier 2, Crit. 14 – Current law states that due process for teachers, sometimes referred to as “tenure,” provides for this decision to be made by local USDs. State-level mandates remove decision-making authority from those closest to the students (i.e., local school administrators).

SB 61: -1, Tier 2, Crit. 5 – Among other provisions not subject to this Freedom Index, this bill makes it possible for LOB authority to be raised without a vote of the local patrons.

SB 279: -1, Tier 2, Crit. 5 – Raising cost-recovery mechanisms, when electric utilities are guaranteed profits, increases the costs paid by utility ratepayers.

SB 296: -2, Tier 2, Crit. 1 (x2) – This bill, as evaluated for the KFI, would have extended HPIP tax credits to certain businesses (-1). It also would have created an additional economic development program with tax credits for selected businesses (-1).

SB 301: -2, Tier 2, Crit. 5 & 10 – This bill would have increased fees on hunting guides (-1) and it also would have mandated that guides register with the state (-1).

SB 312: +1, Tier 2, Crit. 16 – This bill has the potential to help more Kansans find dental care as a new class of care providers is added to state regulations. This could have made it easier for providers to meet market demands.

SB 324: -1, Tier 2, Crit. 10 – This bill interferes with the functioning of free markets and private contract by dictating terms of automobile distributor agreements.

SB 328: -1, Tier 2, Crit. 2 – While privatization may, or may not, be the right solution to deliver better service, prohibiting an agency from using existing authority to consider this option precludes an honest assessment of how government services are delivered.

SB 340: +1, Tier 2, Crit. 19 – This bill would have protected the 1st Amendment rights of students and faculty within Kansas' public colleges and universities by eliminating regulations that stifle the exercise of those rights.

SB 394: +1, Tier 2, Crit. 9 – A new law that will provide more transparency to government decision making by extending "lobbying" definitions to those advocating before executive branch agencies.

SB 398: +1, Tier 2, Crit. 6 – Lowering the hurdles for people to find a job, as does this bill in the cosmetology field, is a good thing to help provide service to customers and jobs to individuals.

SB 405: +1, Tier 2, Crit. 3 – This bill allows for some regulatory relief for animal facilities in the agriculture industry by acknowledging the realities of the market in the size of production operation.

SB 422: +1, Tier 2, Multiple Crit. – This bill makes several changes to state school property taxes and spending authority; A) It removes flexibility for districts in paying property insurance and utility bills (-1), B) It removes an automatic funding floor for USDs on free meal enrollment providing more transparency and honesty in the school finance formula (+1), and C) It sets a floor on LOB authority ensuring that local districts are requiring similar effort from local patrons instead of placing more emphasis on funding from all Kansas taxpayers (+1).

SB 423: -5, Tier 1, Crit. 4 & 10, Tier 2, Crit. 14 – This bill continues to erode legislative authority for making school finance decisions as it was undertaken in direct response to the Kansas Supreme Court overstepping its proper role of judicial review (-3). The bill also provides the appearance of accountability in the educational system in such a way as to make actual accountability for student achievement harder to

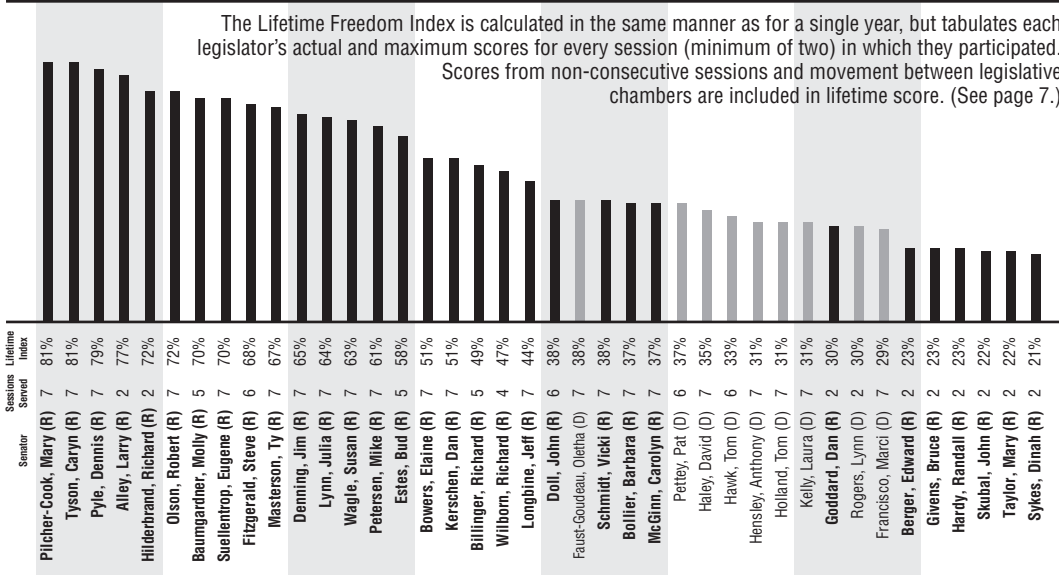
achieve (-3). The bill also makes some small changes to LOB authority by ensuring that LOB funding is accounted for as part of the overall K-12 funding structure (+1).

SB 433: +1, Tier 2, Crit. 3 – Businesses should be free to adapt to the needs of their customers and this bill would have allowed this to occur with self-service beer distribution at licensed establishments.

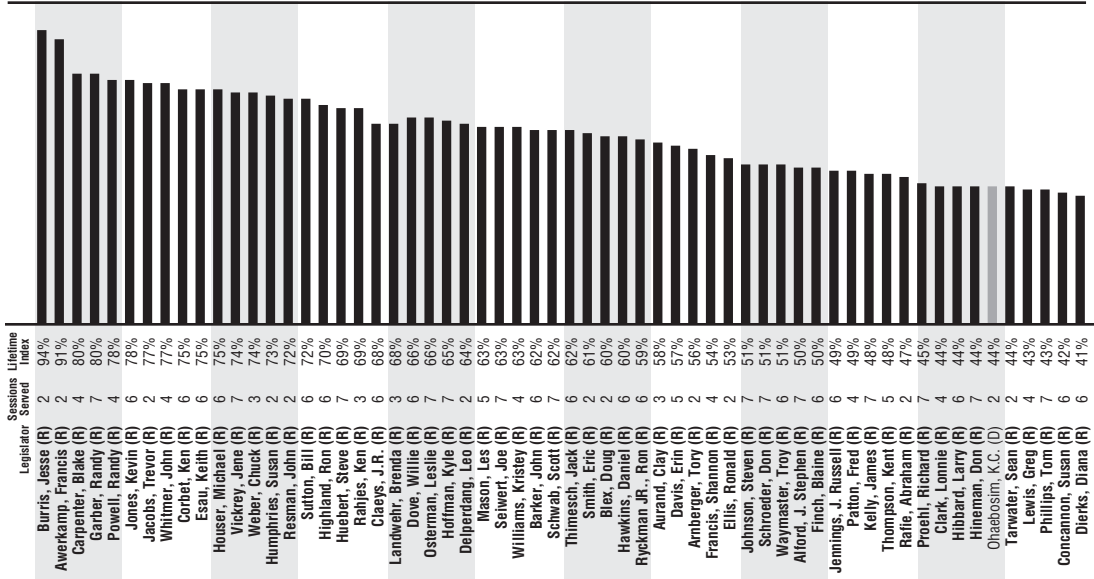
SCR 1612: +1, Tier 2, Crit. 3 – A resolution encouraging the state corporation commission to lower retail electric rates to regionally competitive levels. Current rates are far higher than are rates around the region.

Kansas Senate Lifetime Freedom Index Ranking

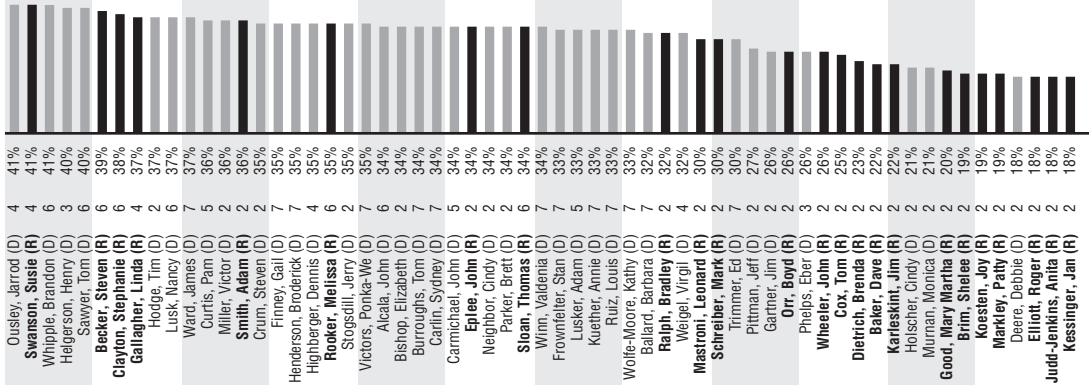
The Lifetime Freedom Index is calculated in the same manner as for a single year, but tabulates each legislator's actual and maximum scores for every session (minimum of two) in which they participated. Scores from non-consecutive sessions and movement between legislative chambers are included in lifetime score. (See page 7.)



Kansas House Lifetime Freedom Index Ranking



The Lifetime Freedom Index is calculated in the same manner as for a single year, but tabulates each legislator's actual and maximum scores for every session (minimum of two) in which they participated. Scores from non-consecutive sessions and movement between legislative chambers are included in lifetime score. (See page 7.)



House

- ▲ Freedom Vote
- ▽ Non Freedom Vote
- No recorded vote

	Possible Score	Total Score	Freedom %	HB2028	HB2067	HB2228	HB2280	HB2362	HB2365 Becker Amend	HB2365 Parker Amend	HB2419	HB2445 Bill	HB2445 Amend	HB2459	HB2496	HB2572
BILL SCORE – 2018				1	1	3	1	-1	-2	-3	1	-2	1	0	1	1
Awerkamp, Francis (R)	36	30	91.7	▲	▲	▲	▲	▲	▲	▲	▲	▲	▲	•	▲	▲
Burris, Jesse (R)	36	30	91.7	▲	▲	▲	▲	▲	▲	▲	▲	▲	▲	•	▲	▲
Vickrey, Jene (R)	36	30	91.7	▲	▲	▲	▲	▲	▲	▲	▲	▲	▲	•	▲	▲
Jacobs, Trevor (R)	36	28	88.9	▲	▲	▲	▲	▲	▲	▲	▲	▲	▲	•	▲	▲
Jones, Kevin (R)	36	28	88.9	▲	▲	▲	▲	▲	▲	▲	▲	▲	▲	•	▲	▲
Powell, Randy (R)	36	28	88.9	▲	▲	▲	▲	▲	▲	▲	▲	▲	▲	•	▲	▲
Bergquist, Emil (R)	36	26	86.1	▲	▲	▲	▲	▽	▲	▲	▲	▲	▲	•	▲	▲
Garber, Randy (R)	36	26	86.1	▲	▲	▲	▲	▲	▲	▲	▲	▲	▲	•	▲	▲
Highland, Ronald (R)	36	26	86.1	▲	▲	▲	▲	▽	▲	▲	▲	▲	▲	•	▲	▲
Whitmer, John (R)	36	26	86.1	▲	▲	▲	▲	▲	▲	▲	▲	▲	▲	•	▲	▲
Houser, Michael (R)	36	25	84.7	▲	▲	▲	▲	▽	▲	▲	▲	▲	▲	•	▲	▲
Carpenter, Blake (R)	36	24	83.3	▲	▲	▲	▲	•	▲	▲	▲	▲	▲	•	▲	•
Corbet, Ken (R)	36	20	77.8	▲	▲	▲	▲	▽	▲	▲	▲	▲	▲	•	▲	▲
Humphries, Susan (R)	36	20	77.8	▲	▲	▲	▲	▽	▲	▲	▲	▲	▲	•	▲	▲
Thimesch, Jack (R)	36	20	77.8	▲	▲	▲	▲	▽	▲	▲	▲	▲	▲	•	▲	▲
Weber, Chuck (R)	36	20	77.8	▲	▲	▲	▲	▽	▲	▲	▲	▲	▲	•	▲	▲
Mason, Les (R)	36	18	75.0	▲	▲	▲	▲	▽	▲	▲	▲	▲	▲	•	▲	▽
Osterman, Leslie (R)	36	18	75.0	▲	▲	▲	▲	▲	▲	▲	▲	▽	▲	•	▲	▲

	HB2600	HB2639	HB2644	HB2757	SB61	SB279	SB296	SB324	SB328	SB394	SB398	SB405	SB423
	-1	-1	-1	-1	-1	-1	-2	-1	-1	1	1	1	-5
	▽	▲	▲	▲	▲	▽	▲	▽	▲	▲	▲	▲	▲
	▽	▲	▲	▲	▲	▲	▽	▲	▲	▲	▲	▲	▲
	▽	▲	▲	▲	▲	▲	▽	▽	▲	▲	▲	▲	▲
	▽	▲	▲	▲	▲	▲	▽	▽	▲	▲	▲	▲	▲
	▽	▲	▲	▲	▲	▲	▽	▲	▽	▲	▲	▲	▲
	▽	▽	▲	▲	▲	▲	▲	▽	▽	▲	▲	▲	▲
	▽	▲	▲	▲	▲	▲	▽	▽	▲	▲	▲	▲	▲
	▽	▽	▲	▲	▲	▲	▲	▽	▽	▲	▲	▲	▲
	▽	▲	▲	▲	▲	▲	▽	▽	•	▲	▲	▲	▲
	▽	▲	▲	▲	▲	▲	▽	▽	▽	▲	▲	▲	▲
	▽	▽	▲	▲	▲	▽	▽	▽	▽	▲	▲	▲	▲
	▽	▽	▲	▲	▲	▽	▽	▽	▽	▲	▲	▲	▲
	▽	▽	▲	▲	▲	▽	▽	▽	▽	▲	▲	▲	▲
	▽	▽	▲	▲	▲	▽	▽	▽	▽	▲	▲	▲	▲
	▽	▽	▲	▲	▲	▽	▽	▽	▽	▲	▲	▲	▲

* Individuals served partial terms and are only scored on the votes for which they were in office.

House

- ▲ Freedom Vote
- ▽ Non Freedom Vote
- No recorded vote

	Possible Score	Total Score	Freedom %	HB2028	HB2067	HB2228	HB2280	HB2362	HB2365 Becker Amend	HB2365 Parker Amend	HB2419	HB2445 Bill	HB2445 Amend	HB2459	HB2496	HB2572
BILL SCORE – 2018				1	1	3	1	-1	-2	-3	1	-2	1	0	1	1
Smith, Eric (R)	36	18	75.0	▲	▲	▲	▲	▽	▲	▲	▲	▲	▲	•	▲	▽
Blex, Doug (R)	36	17	73.6	▲	▲	▲	▲	▽	▲	▲	▲	▲	▲	•	▲	▲
Esau, Keith (R)	36	16	72.2	▲	▲	▲	▲	▽	▲	▲	▲	▽	▲	•	▲	▲
Resman, John (R)	36	16	72.2	▲	▲	▲	▲	▽	▲	▲	▲	▽	▲	•	▲	▲
Seiwert, Joe (R)	36	16	72.2	▲	▲	▲	▲	▽	▲	▲	▲	▲	▲	•	▲	▲
Sutton, Bill (R)	36	16	72.2	▲	▲	▲	▲	▽	▲	▲	▲	▽	▲	•	▲	▲
Claeys, J.R. (R)	36	13	68.1	▲	▲	•	▲	▽	▲	▲	▲	▽	▲	•	▲	▲
Huebert, Steve (R)	36	13	68.1	▲	▲	▲	▲	▽	▲	▲	▲	▲	▲	•	▲	▲
Trimboli, Frank (R)	36	12	66.7	▲	▲	▲	▲	▽	▲	▲	•	▲	▲	•	▲	▲
Schwab, Scott (R)	36	9	62.5	▲	•	•	•	▽	▲	▲	▲	▲	▲	•	▽	▲
Williams, Kristey (R)	36	9	62.5	▲	▲	▲	▲	▽	▲	▲	▲	▽	▲	•	▲	▲
Delperdang, Leo (R)	36	8	61.1	▲	▲	▲	▲	•	▲	▲	▲	▲	▽	•	▲	•
Dove, Willie (R)	36	8	61.1	▲	▲	▲	▲	▽	▲	▲	▲	▲	▲	•	▲	▲
Landwehr, Brenda (R)	36	8	61.1	▲	▲	▲	▲	▲	▲	▲	▲	▽	▲	•	▲	▲
Rahjes, Ken (R)	36	7	59.7	▲	▲	▲	▲	▽	▲	▲	▲	▲	•	•	▲	▲
Hoffman, Kyle (R)	36	6	58.3	▲	▲	▲	▲	▽	▲	▲	▲	▽	▲	•	▲	▲
Schroeder, Don (R)	36	5	56.9	▲	▲	▲	▲	▽	▲	▲	▲	▽	▽	•	▲	▲
Aurand, Clay (R)	36	4	55.6	•	▲	▲	▲	▽	▲	•	•	▽	▲	•	▲	▲

	HB2600	HB2639	HB2644	HB2757	SB61	SB279	SB296	SB324	SB328	SB394	SB398	SB405	SB423
	-1	-1	-1	-1	-1	-1	-2	-1	-1	1	1	1	-5
	▽	▽	▽	▲	▲	▲	▽	▽	▽	▲	▲	▲	▲
	▽	▽	▽	•	▲	▽	▽	▽	▽	▲	▲	▲	▲
	▽	▽	▲	▲	▲	▽	▽	▽	▽	▲	▲	▲	▲
	▽	▽	▲	•	▽	▽	▽	▽	▽	▲	•	▲	▲
	▽	▽	▲	▲	▽	▽	•	▽	•	▲	•	▲	▲
	▽	▲	▲	▲	•	▲	▽	▽	▽	▲	▲	▲	▽
	•	▽	•	▲	▲	▽	•	▽	▽	▲	•	▲	•
	•	▽	▽	▲	▲	▽	▽	▽	▽	▲	•	▲	•
	▽	▽	▲	▲	▲	▽	▽	▽	▽	▲	▲	▲	▽
	▽	▽	▲	▲	▽	▲	▽	▽	▽	▲	▲	▽	▽
	▽	▽	▲	▲	▽	▲	▽	▽	▽	▲	▲	▲	▽
	▽	▽	▲	▲	▽	▲	▽	▽	▽	▲	▲	▲	▽
	▽	▽	▲	▲	▲	▽	▽	▽	▽	▲	▲	▲	•
	▽	▽	▽	▲	•	▽	▲	▽	▲	▲	▲	▲	▽

* Individuals served partial terms and are only scored on the votes for which they were in office.

House

- ▲ Freedom Vote
- ▽ Non Freedom Vote
- No recorded vote

	Possible Score	Total Score	Freedom %	HB2028	HB2067	HB2228	HB2280	HB2362	HB2365 Becker Amend	HB2365 Parker Amend	HB2419	HB2445 Bill	HB2445 Amend	HB2459	HB2496	HB2572
BILL SCORE – 2018				1	1	3	1	-1	-2	-3	1	-2	1	0	1	1
Barker, John (R)	36	4	55.6	•	•	•	•	▽	▲	▲	▲	▽	▲	•	▲	▲
Hawkins, Daniel (R)	36	4	55.6	▲	▲	▲	▲	▽	▲	▲	▲	▽	▲	•	▲	▲
Rafie, Abraham (R)	36	4	55.6	▲	▲	▲	▲	▽	▲	▲	▲	▽	▲	•	▲	▲
Ryckman, Ron (R)	36	4	55.6	▲	▲	▲	▲	▽	▲	▲	▲	▽	▲	•	▲	▲
Helgerson, Henry (D)	36	3	54.2	▲	▲	•	▽	▽	▽	▽	▲	▲	▽	•	▲	▲
Arnberger, Tory (R)	36	2	52.8	▲	▲	▲	▲	▽	▲	▲	▲	▽	▲	•	▲	▲
Davis, Erin (R)	36	2	52.8	•	▲	▲	▲	•	▲	▲	▲	▽	▲	•	▲	•
Miller, Victor (D)	36	2	52.8	▲	▲	▽	▽	▽	▽	▽	▲	▲	▽	•	▲	▲
Ohaebosim, K.C. (D)	36	2	52.8	▲	▲	▽	▽	▽	•	•	▲	▲	▽	•	▲	▲
Smith, Adam (R)	36	2	52.8	▲	▲	▲	▲	▽	▽	▲	▲	▽	▲	•	▲	▲
Tarwater, Sean (R)	36	2	52.8	▲	▲	▲	▲	▽	▲	▲	▲	▽	▲	•	▲	▲
Waymaster, Troy (R)	36	1	51.4	▲	▲	▲	▲	▽	▲	▲	▲	▽	▲	•	▲	▲
Alcala, John (D)	36	0	50.0	▲	▲	▽	•	▽	▽	▽	•	▲	▽	•	▲	▲
Ellis, Ronald (R)	36	0	50.0	▲	▲	▲	▲	▽	▲	▲	▲	▽	▲	•	▲	▲
Finch, Blaine (R)	36	0	50.0	▲	▲	▲	▲	▽	▲	▲	▲	▽	▲	•	▲	▲
Hodge, Tim (D)	36	0	50.0	▲	▲	▽	▽	▽	▽	▽	▲	▲	▽	•	▲	▲
Kelly, James (R)	36	0	50.0	▲	▲	▲	▲	▽	▲	▲	▲	▽	▲	•	▲	▲
Patton, Fred (R)	36	0	50.0	▲	▲	▲	▲	▽	▲	▲	▲	▽	▽	•	▲	▲

	HB2600	HB2639	HB2644	HB2757	SB61	SB279	SB296	SB324	SB328	SB394	SB398	SB405	SB423
	-1	-1	-1	-1	-1	-1	-2	-1	-1	1	1	1	-5
	▽	▽	▲	▲	•	▲	•	▽	•	▲	▲	▲	▽
	▽	▽	▲	▲	▽	▽	▽	▽	▽	▲	▲	▲	▽
	▽	▽	▲	▲	▽	▽	▽	▽	▽	▲	▲	▲	▽
	▽	▽	▲	▽	▽	▲	•	▽	▽	▲	▲	▲	▲
	▽	▽	▲	▽	▽	▽	▽	▽	▽	▲	▲	▲	▽
	▽	▽	▲	•	▽	▽	▽	▽	▽	▲	▲	▲	▽
	▽	▽	▲	▽	▽	▲	▲	▽	▽	▲	▲	▲	▲
	▽	▽	▽	▽	•	▽	▽	▽	▽	▲	▲	▽	▲
	▽	▽	▲	▲	▽	▲	▽	▽	▽	▲	▲	▲	▽
	▽	▽	▽	▽	▽	▽	▽	▽	▽	▲	▲	▲	▽
	▽	▽	▽	▲	▽	▽	▽	▽	▽	•	▲	▲	▽
	▽	▽	▽	▽	▽	▲	▲	▽	▽	▲	▲	▲	▲
	▽	▽	▽	▽	▽	▽	▽	▽	▽	▲	▲	▲	▽
	▽	▽	▲	▽	▽	▲	▲	▽	▽	▲	▲	▽	▲
	▽	▽	▽	▽	▽	▽	▽	▽	▽	▲	▲	▲	▽
	▽	▽	▽	▲	▽	▽	▽	▽	▽	▲	▲	▲	▽
	▽	▽	▲	▽	▽	▲	▲	▽	▽	▲	▲	▲	▲
	▽	▽	▽	▲	▽	▽	▽	▽	▽	▲	▲	▲	▽

* Individuals served partial terms and are only scored on the votes for which they were in office.

House

- ▲ Freedom Vote
- ▽ Non Freedom Vote
- No recorded vote

	Possible Score	Total Score	Freedom %	HB2028	HB2067	HB2228	HB2280	HB2362	HB2365 Becker Amend	HB2365 Parker Amend	HB2419	HB2445 Bill	HB2445 Amend	HB2459	HB2496	HB2572
BILL SCORE – 2018				1	1	3	1	-1	-2	-3	1	-2	1	0	1	1
Sawyer, Tom (D)	36	0	50.0	▲	▲	▽	▲	▽	▽	▽	▲	▲	▽	•	▲	▲
Francis, Shannon (R)	36	-1	48.6	▲	▲	▲	▲	▽	▲	▲	▲	▽	▽	•	▲	▲
Carmichael, John (D)	36	-2	47.2	▲	▲	▽	▲	▽	▽	▽	▲	▲	▽	•	▲	▲
Curtis, Pam (D)	36	-2	47.2	▲	▲	▽	▲	▽	▽	▽	▲	▲	▽	•	▲	▲
Eplee, John (R)	36	-2	47.2	▲	▲	▲	▲	▽	▽	▲	▲	▽	▲	•	▲	▲
Probst, Jason (D)	36	-2	47.2	▲	▲	▽	▽	▽	▽	▽	▲	▲	▽	•	▲	▲
Whipple, Brandon (D)	36	-2	47.2	▲	▲	▽	▲	▽	▽	▽	▲	▲	▽	•	▲	▲
Alford, J. Stephen (R)	36	-3	45.8	▲	▲	•	▲	▽	▲	▲	▲	▽	▽	•	▲	▲
Carlin, Sydney (D)	36	-3	45.8	▲	▲	▽	▽	▽	▽	▽	▲	•	•	•	▲	▲
Johnson, Steven (R)	36	-3	45.8	▲	▲	▲	▲	▽	▲	•	▲	▽	▲	•	▲	▲
Ruiz, Louis (D)	36	-3	45.8	▲	▲	▽	▲	▽	▽	▽	•	▲	▽	•	▲	▲
Clark, Lonnie (R)	36	-4	44.4	▲	▲	▲	▲	▽	▲	▽	▲	▽	▲	•	▲	▲
Finney, Gail (D)	36	-4	44.4	▲	▲	▽	▽	▽	▽	▽	▲	▲	▽	•	▲	▲
Henderson, Broderick (D)	36	-4	44.4	▲	▲	▽	▽	▽	▽	▽	▲	▲	▽	•	▲	▲
Hineman, Don (R)	36	-4	44.4	▲	▲	▲	▲	▽	▽	▲	▲	▽	▽	•	▲	▲
Horn, Eileen (D)	36	-4	44.4	▲	▲	▽	▽	▽	▽	▽	▲	▲	▽	•	▲	▲
Proehl, Richard (R)	36	-4	44.4	▲	▲	▲	▲	▽	▽	▲	▲	▽	▲	•	▲	▲
Ralph, Bradley (R)	36	-4	44.4	▲	▲	▲	▲	▽	▽	▲	▲	▽	▽	•	▲	▲

HB2600	HB2639	HB2644	HB2757	SB61	SB279	SB296	SB324	SB328	SB394	SB398	SB405	SB423
-1	-1	-1	-1	-1	-1	-2	-1	-1	1	1	1	-5
▽	▽	▽	▽	▽	▽	▲	▽	▽	▲	▲	▲	▲
▽	▽	▽	▲	▽	▽	▽	▽	▽	▲	▲	•	▽
▽	▽	▽	▽	▽	▽	▲	▽	▽	▲	▲	▽	▲
▽	▽	▽	▽	▽	▽	▲	▽	▽	▲	▲	▲	▲
▽	▽	▽	▲	▽	▽	▽	▽	▽	▲	▲	▲	▽
▽	▽	▽	▽	▽	▲	▲	▽	▽	▲	▲	▽	▲
▽	▽	▽	▽	▽	▽	•	▽	▽	▲	▲	▲	▽
▽	▽	▽	▽	▽	▽	▲	▽	▽	▲	▲	▲	▲
▽	▽	▽	▽	▽	▽	▽	▽	▽	▲	▲	▲	▲
▽	▽	▽	▲	▽	▽	▽	▽	▽	▲	▲	▲	▲
▽	•	▽	▽	▽	▽	▲	▽	▽	•	▲	▽	▲
▽	▽	▽	▲	▽	▽	▽	▽	▽	▲	▲	▲	▽
▽	▽	▽	▽	▽	▽	▲	▽	▽	▲	▲	▲	▲
▽	•	▽	▽	▽	▽	▽	▽	▽	•	▲	▲	▽
▽	•	▽	▲	▽	▽	▽	▽	▽	•	▲	▲	▽

* Individuals served partial terms and are only scored on the votes for which they were in office.

House

- ▲ Freedom Vote
- ▽ Non Freedom Vote
- No recorded vote

	Possible Score	Total Score	Freedom %	HB2028	HB2067	HB2228	HB2280	HB2362	HB2365 Becker Amend	HB2365 Parker Amend	HB2419	HB2445 Bill	HB2445 Amend	HB2459	HB2496	HB2572
BILL SCORE – 2018				1	1	3	1	-1	-2	-3	1	-2	1	0	1	1
Ward, James (D)	36	-4	44.4	▽	▲	▽	▽	▽	▽	▽	▲	▲	▽	•	▲	▲
Burroughs, Tom (D)	36	-5	43.1	•	▲	▽	▽	▽	▽	▽	▲	▲	▽	•	▲	▲
Lusk, Nancy (D)	36	-5	43.1	▽	▲	▽	•	▽	▽	▽	▲	▲	▽	•	▲	▲
Victors, Ponka-We (D)	36	-5	43.1	▽	▲	▽	▲	▽	▽	▽	•	▲	▽	•	•	▲
Ballard, Barbara (D)	36	-6	41.7	▲	▲	▽	▲	▽	▽	▽	▲	▽	▽	•	▲	▲
Bishop, Elizabeth (D)	36	-6	41.7	▽	▲	▽	▽	▽	▽	▽	▲	▲	▽	•	▲	▲
Concannon, Susan (R)	36	-6	41.7	▲	▲	▲	▲	▽	▽	▲	▲	▽	▽	•	▲	▲
Crum, Steven (D)	36	-6	41.7	▲	▲	▽	▽	▽	▽	▽	▲	▽	▽	•	▲	▲
Jennings, J. Russell (R)	36	-6	41.7	▲	▲	▲	▲	▽	▽	▲	▲	▽	▽	•	▲	▲
Kuether, Annie (D)	36	-6	41.7	▽	▲	▽	▽	▽	▽	▽	•	▲	▽	•	▲	▲
Mastroni, Leonard (R)	36	-6	41.7	▲	▲	▲	▲	▽	▽	▲	▲	▽	▽	•	▲	▲
Ousley, Jarrod (D)	36	-6	41.7	▽	▲	▽	▽	▽	▽	▽	▲	▲	▽	•	▲	▲
Schreiber, Mark (R)	36	-6	41.7	▲	▲	▲	▲	▽	▽	▲	▲	▽	▽	•	▲	▲
Stogsdill, Jerry (D)	36	-6	41.7	▽	▲	▽	▽	▽	▽	▽	▲	▲	▽	•	▲	▲
Thompson, Kent (R)	36	-6	41.7	▲	▲	▲	▲	▽	▽	▲	▲	▽	▽	•	▲	▲
Wolfe Moore, Kathy (D)	36	-6	41.7	▲	▲	▽	▲	▽	▽	▽	▲	▽	▽	•	▲	▲
Winn, Valdenia (D)	36	-7	40.3	▽	•	▽	•	▽	▽	▽	•	▲	▽	•	▲	▲
Hibbard, Larry (R)	36	-8	38.9	▲	•	•	▲	▽	▽	▲	▲	▽	▽	•	▲	▲

	HB2600	HB2639	HB2644	HB2757	SB61	SB279	SB296	SB324	SB328	SB394	SB398	SB405	SB423
	-1	-1	-1	-1	-1	-1	-2	-1	-1	1	1	1	-5
	▽	▽	▽	▽	▽	▲	▲	▽	▽	▲	▲	▽	▲
	▽	▽	▲	▽	•	▽	▽	▽	•	▲	▲	▽	▲
	▽	▽	▽	▽	▽	▽	▲	▽	▽	▲	▲	▽	▲
	▽	▽	▽	▽	▽	•	▲	▽	▽	▲	▲	▽	▲
	▽	•	▽	▽	▽	▽	▲	▽	▽	•	▲	▽	▲
	▽	▽	▽	▽	▽	▽	▲	▽	▽	▲	▲	▽	▲
	▽	▽	▽	▽	▽	▽	▽	▽	▽	▲	▲	▲	▽
	▽	▽	▽	▽	▽	▲	▲	▽	▽	▲	▲	▲	▲
	▽	▽	▽	▽	▽	▽	▽	▽	▽	▲	▲	▲	▲
	▽	▽	▽	▽	▽	▽	▲	▽	▽	▲	▲	▲	▲
	▽	▽	▽	▽	▽	▽	▲	▽	▽	▲	▲	▲	▲
	▽	▽	▽	▽	▽	▽	▲	▽	▽	▲	▲	▲	▲
	▽	▽	▽	▽	▽	▽	▲	▽	▽	▲	▲	▲	▲
	▽	▽	▽	▽	▽	▽	▲	▽	▽	▲	▲	▲	▲
	▽	▽	▽	▽	▽	▽	▲	▽	▽	▲	▲	▲	▲
	▽	▽	▽	▽	▽	▽	▲	▽	▽	▲	▲	▲	▲
	▽	▽	▽	▽	▽	▽	▲	▽	▽	▲	▲	▲	▲
	▽	▽	▽	▽	▽	▽	•	▽	▽	▲	▲	▲	▽

* Individuals served partial terms and are only scored on the votes for which they were in office.

House

- ▲ Freedom Vote
- ▽ Non Freedom Vote
- No recorded vote

	Possible Score	Total Score	Freedom %	HB2028	HB2067	HB2228	HB2280	HB2362	HB2365 Becker Amend	HB2365 Parker Amend	HB2419	HB2445 Bill	HB2445 Amend	HB2459	HB2496	HB2572
BILL SCORE – 2018				1	1	3	1	-1	-2	-3	1	-2	1	0	1	1
Highberger, Dennis (D)	36	-8	38.9	▽	▽	▽	▽	▽	▽	▽	▲	▲	▽	•	▲	▲
Neighbor, Cindy (D)	36	-8	38.9	▽	▲	▽	▲	▽	▽	▽	▲	▲	▽	•	▲	▲
Parker, Brett (D)	36	-8	38.9	▽	▲	▽	▽	▽	▽	▽	▲	▲	▽	•	▲	▲
Weigel, Virgil (D)	36	-8	38.9	▲	▲	▽	▽	▽	▽	▽	▲	▽	▽	•	▲	▲
Frownfelter, Stan (D)	36	-9	37.5	▲	▲	▽	▲	▽	▽	▽	▲	▲	▽	•	▲	▲
Dietrich, Brenda (R)	36	-10	36.1	▲	▲	▽	▲	▽	▽	▲	▲	▽	▽	•	▲	▲
Lewis, Greg (R)	36	-12	33.3	▲	▲	▲	▲	▽	▽	▽	▲	▽	▽	•	▲	▲
Orr, Boyd (R)	36	-12	33.3	▲	▲	▽	▲	▽	▽	▲	▲	▽	▽	•	▲	▽
Phillips, Tom (R)	36	-13	31.9	▲	▲	▽	▲	▽	▽	▲	▲	▽	▽	•	▲	▲
Becker, Steven (R)	36	-14	30.6	▲	▲	▽	▲	▽	▽	▲	▲	▽	▽	•	▲	▽
Cox, Tom (R)	36	-14	30.6	▲	▲	▽	▲	▽	▲	▽	▲	▽	▽	•	▲	▲
Karleskint, Jim (R)	36	-14	30.6	▲	▲	▽	▲	▽	▽	▲	▲	▽	▽	•	▲	▲
Pittman, Jeff (D)	36	-14	30.6	▲	▲	▽	▲	▽	▽	▽	▲	▽	▽	•	▲	▲
Sloan, Thomas (R)	36	-14	30.6	▲	▲	▽	▲	▽	▽	▽	▲	▽	▽	•	▲	▲
Wheeler, John (R)	36	-14	30.6	▲	▲	▽	▲	▽	▽	▲	▲	▽	▽	•	▲	▽
Murnan, Monica (D)	36	-16	27.8	▲	▲	▽	▲	▽	▽	▽	▲	▽	▽	•	▲	▲
Rooker, Melissa (R)	36	-16	27.8	▽	▲	▽	▲	▽	▽	▽	▲	▽	▽	•	▲	▲
Holscher, Cindy (D)	36	-17	26.4	▲	▲	•	▲	▽	▽	▽	▲	▽	▽	•	▲	▲

HB2600	HB2639	HB2644	HB2757	SB61	SB279	SB296	SB324	SB328	SB394	SB398	SB405	SB423
-1	-1	-1	-1	-1	-1	-2	-1	-1	1	1	1	-5
▽	▽	▽	▽	▽	▽	▲	▽	▽	▲	▲	▽	▲
▽	▽	▽	▽	▽	▽	▽	▽	▽	▲	▲	▽	▲
▽	▽	▽	▽	▽	▲	▽	▽	▽	▲	▲	▽	▲
▽	▽	▽	▽	▽	▽	▲	▽	▽	▲	▲	▽	▲
•	▽	▽	▽	•	▽	▽	▽	▽	▲	▲	▽	•
▽	▽	▲	▽	▽	▽	▽	▽	▽	▲	▲	▲	▽
▽	▽	▽	▽	▽	▽	▽	▽	▽	▲	▲	▲	▽
▽	▽	▽	▲	▽	▽	▽	▽	▽	▲	▲	▲	▽
▽	▽	▽	▽	▽	▽	▽	▽	▽	▲	▲	•	▽
▽	▽	▽	▽	▽	▽	▽	▽	▽	▲	▲	▲	▽
▽	▽	▽	▽	▽	▽	▽	▽	▽	▲	▲	▲	▽
▽	▽	▽	▽	▽	▽	▽	▽	▽	▲	▲	▲	▽
▽	▽	▽	▽	▽	▽	▽	▽	▽	▲	▲	▲	▽
•	▽	▽	▽	▽	▲	▲	▽	▽	▲	▲	▽	•
▽	▽	▽	▽	▽	▽	▽	▽	▽	▲	▲	▲	▽
▽	▽	▽	▽	▽	▽	▲	▽	▽	▲	▲	▲	▽
▽	▽	▽	▽	▽	▽	▲	▽	▽	▲	▲	▲	▽
▽	▽	▽	▽	▽	▽	▲	▽	▽	▲	▲	▲	▽
▽	▽	▽	▽	▽	▽	▲	▽	▽	▲	▲	▲	▽

* Individuals served partial terms and are only scored on the votes for which they were in office.

House

- ▲ Freedom Vote
- ▽ Non Freedom Vote
- No recorded vote

	Possible Score	Total Score	Freedom %	HB2028	HB2067	HB2228	HB2280	HB2362	HB2365 Becker Amend	HB2365 Parker Amend	HB2419	HB2445 Bill	HB2445 Amend	HB2459	HB2496	HB2572
BILL SCORE – 2018				1	1	3	1	-1	-2	-3	1	-2	1	0	1	1
Clayton, Stephanie (R)	36	-18	25.0	▽	▲	▽	▲	▽	▽	▽	▲	▽	▽	•	▲	▲
Dierks, Diana (R)	36	-18	25.0	▲	▲	▽	▲	▽	▽	▽	▲	▽	▽	•	▲	▲
Elliott, Roger (R)	36	-18	25.0	▲	▲	▽	▲	▽	▽	▽	▲	▽	▽	•	▲	▲
Gartner, Jim (D)	36	-18	25.0	▲	▲	▽	▲	▽	▽	▽	▲	▽	▽	•	▲	▲
Judd-Jenkins, Anita (R)	36	-18	25.0	▲	▲	▽	▲	▽	▽	▽	▲	▽	▽	•	▲	▲
Kessinger, Jan (R)	36	-18	25.0	▲	▲	▽	▲	▽	▽	▽	▲	▽	▽	•	▲	▲
Koesten, Joy (R)	36	-18	25.0	▲	▲	▽	▲	▽	▽	▽	▲	▽	▽	•	▲	▲
Lusker, Adam (D)	36	-18	25.0	▲	▲	▽	▲	▽	▽	▽	▲	▽	▽	•	▲	▲
Phelps, Eber (D)	36	-18	25.0	▲	▲	▽	▲	▽	▽	▽	▲	▽	▽	•	▲	▲
Trimmer, Ed (D)	36	-18	25.0	▲	▲	▽	▲	▽	▽	▽	▲	▽	▽	•	▲	▲
Brim, Shelee (R)	36	-19	23.6	▲	▲	▽	▲	▽	▽	▽	▲	▽	▽	•	▲	▲
Gallagher, Linda (R)	36	-19	23.6	▲	▲	▽	▲	•	▽	▽	•	▽	▽	•	▲	•
Markley, Patty (R)	36	-19	23.6	▲	▲	▽	•	▽	▽	▽	▲	▽	▽	•	▲	▲
Baker, Dave (R)	36	-20	22.2	▲	▲	▽	▲	▽	▽	▽	▲	▽	▽	•	▲	▽
Swanson, Susie (R)	36	-20	22.2	▲	▲	▽	▽	▽	▽	▽	▲	▽	▽	•	▲	▲
Good, Mary Martha (R)	36	-22	19.4	▲	▲	▽	▲	▽	▽	▽	▲	▽	▽	•	▲	▽
Deere, Debbie (D)	36	-23	18.1	•	▲	▽	▽	▽	▽	▽	▲	▽	▽	•	▲	▲

	HB2600	HB2639	HB2644	HB2757	SB61	SB279	SB296	SB324	SB328	SB394	SB398	SB405	SB423
	-1	-1	-1	-1	-1	-1	-2	-1	-1	1	1	1	-5
	▽	▽	▽	▽	▽	▽	▲	▽	▽	▲	▲	▽	▽
	▽	▽	▽	▽	▽	▽	▽	▽	▽	▲	▲	▲	▽
	▽	▽	▽	▽	▽	▽	▽	▽	▽	▲	▲	▲	▽
	▽	▽	▽	▽	▽	▽	▽	▽	▽	▲	▲	▲	▽
	▽	▽	▽	▽	▽	▽	▽	▽	▽	▲	▲	▲	▽
	▽	▽	▽	▽	▽	▽	▽	▽	▽	▲	▲	▲	▽
	▽	▽	▽	▽	▽	▽	▽	▽	▽	▲	▲	▲	▽
	•	▽	▽	▽	▽	▽	▽	▽	▽	▲	▲	▽	▽
	▽	▽	▽	•	▽	▽	▽	▽	▽	▲	▲	•	▽
	▽	▽	▽	▽	▽	▽	▽	▽	▽	▲	▲	▲	▽
	▽	▽	▽	▽	▽	▽	▽	▽	▽	▲	▲	▲	▽
	▽	▽	▽	▽	▽	▽	▽	▽	▽	▲	▲	▲	▽
	▽	▽	▽	▽	▽	▽	▽	▽	▽	▲	▲	▽	▽
	▽	▽	▽	▽	▽	▽	▽	▽	▽	▲	▲	▽	▽
	▽	▽	▽	▽	▽	▽	▽	▽	▽	▲	▲	▽	▽
	▽	▽	▽	▽	▽	▽	▽	▽	▽	▲	▲	▽	▽

* Individuals served partial terms and are only scored on the votes for which they were in office.

Senate

- ▲ Freedom Vote
- ▽ Non Freedom Vote
- No recorded vote

	Possible Score	Total Score	Freedom %	HB2028	HB2067	HB2228	HB2280	HB2362	HB2419	HB2459	HB2496	HB2600	HB2639	SB61	SB279	SB301
BILL SCORE – 2018				1	1	3	1	-1	1	0	1	-1	-1	-1	-1	-2
Alley, Larry (R)	30	22	86.7	▲	▲	▲	▲	▽	▲	•	▲	▲	▲	▲	▽	▲
Hilderbrand, Richard (R)	30	20	83.3	▲	▲	▲	▲	▲	▽	•	▲	▲	▽	▽	▲	▲
Pilcher-Cook, Mary (R)	30	20	83.3	▲	▲	▲	▲	▲	▽	•	▲	▲	▲	▽	▽	▲
Tyson, Caryn (R)	30	20	83.3	▲	▲	▲	▲	▲	▽	•	▲	▲	▲	▲	▽	▲
Masterson, Ty (R)	30	18	80.0	▲	▲	▲	▲	▽	▽	•	▲	▲	▽	▲	▽	▲
Pyle, Dennis (R)	30	18	80.0	▲	▲	▲	▲	▽	▽	•	▲	▲	▲	▲	▽	▲
Fitzgerald, Steve (R)	30	16	76.7	▲	▲	▲	▲	▽	▽	•	▲	▲	▽	▲	▽	▲
Denning, Jim (R)	30	14	73.3	▲	▲	▲	▲	▽	▲	•	▲	▽	▽	▽	▲	▽
Olson, Robert (R)	30	14	73.3	•	▲	▲	▲	▽	▽	•	▲	▲	▽	▽	▽	▲
Petersen, Mike (R)	30	14	73.3	▲	▲	▲	▲	▽	▲	•	▲	▲	▽	▽	▽	▽
Suellentrop, Eugene (R)	30	14	73.3	▲	▲	▲	▲	▽	▽	•	▲	▲	▽	▲	•	▽
Wagle, Susan (R)	30	14	73.3	▲	▲	▲	▲	▽	▲	•	▲	▽	▽	▽	▲	▽
Baumgardner, Molly (R)	30	12	70.0	▲	▲	▲	▲	▽	▲	•	▲	▲	▽	▲	▽	▽
Billinger, Richard (R)	30	12	70.0	▲	▲	▲	▲	▽	▲	•	▲	•	▽	▽	▽	▽
Estes, Bud (R)	30	12	70.0	▲	▲	▲	▲	▽	▲	•	▲	▽	▽	▽	▽	▽
Kerschen, Daniel (R)	30	12	70.0	▲	▲	▲	▲	▽	▲	•	▲	▽	▽	▽	▽	▽
Wilborn, Richard (R)	30	12	70.0	▲	▲	▲	▲	▽	▲	•	▲	▽	▽	▲	▽	▽
Lynn, Julia (R)	30	10	66.7	▲	▲	▲	▲	▽	▽	•	▲	▲	▽	▽	▽	▽

	SB312	SB324	SB328	SB340	SB394	SB398	SB405	SB422	SB423	SB433	SCR1612
	1	-1	-1	1	1	1	1	1	-5	1	1
	▲	▽	▽	▲	▲	▲	▲	▲	▲	▲	▲
	▲	▽	▽	▲	▲	▲	▲	▲	▲	▲	▲
	▲	▽	▽	▲	▲	▲	▲	▲	▲	▽	▲
	▲	▽	▽	▲	▲	▲	▲	▲	▲	▲	▲
	▲	▽	▽	▲	▲	▲	▲	▲	▲	▽	▲
	▲	▽	▽	▲	▲	▲	▽	▲	▲	▲	▲
	▲	▽	▽	▲	▲	▲	▲	▲	▲	▲	▲
	▲	•	▽	▲	▲	▲	▲	▲	▲	▲	▽
	▲	▽	▽	▲	▲	▲	▲	▲	▲	▲	▲
	▲	•	▽	▲	▲	•	•	▲	▲	▲	▲
	▲	▽	▽	▲	▲	▲	▲	▲	▲	▲	▲
	▲	▽	▽	▽	▲	▲	▲	▲	▲	▽	▲
	▲	▽	▽	▲	▲	▲	▲	▲	▲	▲	•
	▲	▽	▽	▲	▲	▲	▲	▲	▲	▲	▲
	▲	▽	▽	▲	▲	▲	▲	▲	▲	▲	▲
	▲	▽	▽	▲	▲	▲	▲	▲	▲	▲	▽
	▲	▽	▽	▲	▲	▲	▽	▲	▲	▲	▲

* Individuals served partial terms and are only scored on the votes for which they were in office.

Senate

- ▲ Freedom Vote
- ▽ Non Freedom Vote
- No recorded vote

	Possible Score	Total Score	Freedom %	HB2028	HB2067	HB2228	HB2280	HB2362	HB2419	HB2459	HB2496	HB2600	HB2639	SB61	SB279	SB301
BILL SCORE – 2018				1	1	3	1	-1	1	0	1	-1	-1	-1	-1	-2
Bowers, Elaine (R)	30	2	53.3	▲	▲	▲	▲	▽	▲	•	▲	▽	▽	▽	▽	▽
Goddard, Dan (R)	30	0	50.0	▲	▲	▲	▽	▽	▲	•	▲	▽	▽	▽	▽	▽
Bollier, Barbara (R)	30	-2	46.7	▽	▲	▽	▽	▽	▽	•	▲	▽	▽	▽	▲	▽
Longbine, Jeffrey (R)	30	-3	45.0	▲	▲	▲	▽	▽	▲	•	▲	▽	▽	▽	▽	▽
Holland, Tom (D)	30	-5	41.7	•	▲	▽	▲	▽	▽	•	▲	▽	▽	▽	▲	▲
Berger, Edward (R)	30	-8	36.7	▲	▲	▽	▽	▽	▲	•	▲	▽	▽	▽	▽	▽
Doll, John (R)	30	-8	36.7	▲	▲	▽	▽	▽	▲	•	▲	▽	▽	▽	▽	▽
Givens, Bruce (R)	30	-8	36.7	▲	▲	▽	▽	▽	▽	•	▲	▽	▽	▽	▽	▽
Hardy, Randall (R)	30	-8	36.7	▲	▲	▽	▽	▽	▲	•	▲	▽	▽	▽	▽	▽
McGinn, Carolyn (R)	30	-9	35.0	▲	▲	▽	•	▽	▲	•	▲	▽	▽	▽	▽	▽
Sykes, Dinah (R)	30	-9	35.0	▲	▲	▽	▽	▽	▲	•	▲	▽	▽	▽	▽	▽
Faust-Goudeau, Oletha (D)	30	-10	33.3	▲	▲	▽	▲	▽	▽	•	▲	▽	▽	▽	▽	▽
Hensley, Anthony (D)	30	-10	33.3	▽	▲	▽	▲	▽	▽	•	▲	▽	▽	▽	▲	▽
Schmidt, Vicki (R)	30	-10	33.3	▲	▲	▽	▽	▽	▲	•	▲	▽	▽	▽	▽	▽
Skubal, John (R)	30	-10	33.3	▲	▲	▽	▽	▽	▲	•	▲	▽	▽	▽	▽	▽
Taylor, Mary (R)	30	-10	33.3	▲	▲	▽	▽	▽	▽	•	▲	▽	▽	▽	▽	▽
Haley, David (D)	30	-11	31.7	▲	▲	▽	•	▽	▽	•	▲	▽	▽	▽	▽	▽
Petty, Pat (D)	30	-11	31.7	▽	▲	▽	•	▽	▽	•	▲	▽	▽	▽	▽	▽

Senate

- ▲ Freedom Vote
- ▽ Non Freedom Vote
- No recorded vote

	Possible Score	Total Score	Freedom %	HB2028	HB2067	HB2228	HB2280	HB2362	HB2419	HB2459	HB2496	HB2600	HB2639	SB61	SB279	SB301
BILL SCORE – 2018				1	1	3	1	-1	1	0	1	-1	-1	-1	-1	-2
Rogers, Lynn (D)	30	-12	30.0	▽	▲	▽	▲	▽	▽	•	▲	▽	▽	▽	▽	▽
Francisco, Marci (D)	30	-13	28.3	▽	▲	▽	•	▽	▽	•	▲	▽	▽	•	•	▽
Hawk, Tom (D)	30	-13	28.3	▲	▲	▽	•	▽	▽	•	▲	▽	▽	▽	▽	▽
Kelly, Laura (D)	30	-14	26.7	▽	▲	▽	•	▽	▽	•	▲	▽	▽	▽	▽	▽

SB312	SB324	SB328	SB340	SB394	SB398	SB405	SB422	SB423	SB433	SCR1612
1	-1	-1	1	1	1	1	1	-5	1	1
▲	▽	▽	▽	▲	▲	▽	▲	▽	▲	▲
▲	▽	▽	▽	▲	▲	▽	▲	▽	▲	▽
▲	▽	▽	▽	▲	▲	▽	▲	▽	▲	▽
•	▽	▽	▽	▲	▲	▽	▲	▽	▲	▲

* Individuals served partial terms and are only scored on the votes for which they were in office.

The Freedom Index is intended to provide educational information to the public about broad economic and education issues that are important to the citizens of our State. It is the product of nonpartisan analysis, study and research and is not intended to directly or indirectly endorse or oppose any candidate for public office.

Kansas Policy Institute is a nonprofit education and research organization. KPI was founded in 1996 and maintains offices in Wichita and Overland Park. We engage citizens and policy makers with research and information to enact public policy solutions that protect the constitutional right to freedom of all Kansans, give them greater access to better educational opportunities, and allow them to keep more of what they earn. Protecting and promoting freedom will improve everyone's quality of life, make Kansas more competitive with other states, and attract new citizens and businesses.

Guarantee of Quality Scholarship is the Kansas Policy Institute commitment to delivering the highest quality and most reliable research on state and local issues in Kansas. KPI guarantees that all original factual data are true and correct and that information attributed to other sources is accurately represented.



www.kansaspolicy.org

WICHITA OFFICE: 316-634-0218

250 N. Water, Suite 216 • Wichita, KS 67202

OVERLAND PARK OFFICE: 913-213-5038

12980 Metcalf, Suite 430 • Overland Park, KS 66213