



2021 Kansas Freedom Index

Who votes for and against economic and education freedom in Kansas?



FACT BOOK

WWW.KANSASPOLICY.ORG | WWW.KANSASOPENGOV.ORG

INTRODUCTION

An informed citizenry is an essential element of maintaining a free society. Having a deeper understanding of how legislation impacts student-focused education, economic freedom and the constitutional principles of individual liberty and limited government allows citizens to better understand the seen and often unseen consequences of legislative issues.

The Freedom Index is intended to provide educational information to the public about broad economic and education issues that are important to the citizens of our State. It is the product of nonpartisan analysis, study and research and is not intended to directly or indirectly endorse or oppose any candidate for public office.

Economic freedom is not about party affiliations or labels like liberal, moderate or conservative. Rather, it is about a philosophical belief in the role of government. The filters are not 'D' and 'R,' but 'E,' 'L' and 'C.' Some citizens have a strong philosophical belief in an **Expanding** government, while others are grounded in a strong philosophical

belief in **Limited** government. And, there are some citizens for whom the primary litmus test is more **Circumstantial** rather than a strong philosophical belief about the role of government.

Government also is the dividing line on education issues. Debates on school choice issues, for example, often come down to whether the interests of individual students or school districts should prevail.

METHODOLOGY

Legislative action in the Kansas House and Senate, whether in the form of final action or some of the many important steps along the way, are selected for inclusion in the Kansas Freedom Index based on the impact the proposed legislation has on student-focused education issues, the free market and the constitutional principles of individual liberty and limited government. Selections were included in the Index to provide educational information about broad economic and education issues. The Index is the product of nonpartisan analysis, study and research; it is not intended to directly or indirectly endorse or oppose any candidate for public office.

Since the current legislature cannot bind future legislatures, it cannot be said with absolute certainty that, for example, a net tax reduction planned for future years will actually take place. Thus, we will only consider the fiscal impact of multi-year phase-ins within the current budget cycle. Legislation that increases tax or fee revenue outside the current budget cycle, however, will be counted to avoid attempts to 'game' the system and never having tax increases scored because they fall outside the current budget cycle.

Each legislator's vote, or failure to vote, is assigned points from one of two tiers based on the criteria on the following pages, with points assessed to each legislator based upon his or her vote. A vote in support of individual liberty, limited government, free markets and student-focused education will receive positive points; a vote opposed to those principles will receive negative points. A vote of Present or Not Voting will be awarded zero points. For example, consider a bill creating a new licensing board that requires dog groomers to pay a small fee and meet state requirements to operate. The Economic

Freedom Index would be scored as follows: negative one (-1) for creation of the licensing board and negative one (-1) for creating a new fee; total score assigned would be negative two (-2). A legislator voting against this bill would be awarded positive two (+2) points. Conversely, a legislator voting for the bill would be awarded negative two (-2) points.

A positive cumulative score indicates that a legislator generally supported freedom, while a negative cumulative score indicates that a legislator generally opposed freedom. A score of zero indicates that a legislator was generally neutral on freedom. The cumulative score only pertains to the specific votes included in the Kansas Freedom Index and should not be interpreted otherwise. A different set of issues and/or a different set of circumstances could result in different cumulative scores.

Tier 1 – Three points awarded for each applicable criteria which has a major impact on the functioning of student-focused education, free markets or the constitutional principles of individual liberty and limited government.

1. Does it create or eliminate an agency, program or function of government? Does it attempt to prevent the consolidation of multiple agencies? Consolidation of multiple agencies into a new agency is not considered creation of an agency for this purpose. *(Streamlining Government)*
2. Does it remove or give the government new power to prohibit or restrict activities in the free market? Examples may include licensing requirements and other restrictions on legal business practices. *(Transparency/Free Markets)*
3. Is it hostile to the concepts set forth in the U.S. Constitution? Does it protect the idea of Federalism as set forth in the 10th Amendment? Does it restrict property, speech, gun or other constitutionally-recognized rights or freedoms? Does it adhere to the electoral system, balance of power, and checks and balances provided for in the Constitution? *(Constitutional Structure)*
4. Is it supportive of or hostile to the Separation of Powers doctrine? *(Separation of Powers)*
5. Does it have a major positive or negative impact on the overall tax burden? *(Tax Burden)*
6. Does it hold government accountable by making services more accessible and/or preserve or improve quality at the same or a better price? Conversely, does it prevent such circumstances by favoring the interest of government employees over taxpayers? *(Transparency & Efficiency)*
7. Does it reaffirm basic legal rights or otherwise protect citizens from judicial activism? *(Separation of Powers)*
8. Does it enhance or restrict citizen input on the selection of judges? *(Judicial Selection/Judicial Approval)*
9. Does it have a major impact on student-focused educational opportunities? *(Student-Focused)*
10. Does it create a student-focused school funding system that holds schools accountable for outcomes or does it perpetuate a system that produced unacceptable results? *(School Funding)*
11. Does it restore spending to the Legislature's appropriations process or does it remove spending authority from the Legislature's appropriations process? *(Legislative Process)*

12. Does it prevent agencies or individuals from obligating the state to actions or expenditures without Legislative approval or does it allow agencies or individuals to obligate the state to actions or expenditures without Legislative approval?
(Legislative Process)
13. Does it contract or expand government-provided health care?
(Medicaid Expansion)
14. Does it change tax policy for the improvement or detriment of economic growth and job creation?
(Economy)
15. Does it impact the ability of government employees to complete their work free from coerced political influence, exercise an individual right on issues related to terms of employment, collective bargaining, etc.
(Employee Freedom)
16. Does it have a major impact on private property rights?
(Property Rights)
17. Does it preserve, enhance, or diminish the integrity of the election process?
(Electoral Integrity)

Tier 2 – One point awarded for each applicable criteria which has an important, but less significant, impact on the functioning of free markets or the constitutional principles of individual liberty, limited government.

1. Does it redistribute income, or use tax policy or other incentives to reward specific interest groups, individual businesses, or industries with special favors or perks? Conversely, does it eliminate special favors and perks in the tax code or public policy?
(Tax Preference)
2. Does it perform a function that can and should be performed by the private sector, or restore functions to the private sector?
(Privatization)
3. Does it grow or shrink the regulatory scope of an agency?
(Regulatory Scope)
4. Does it add or remove a minor agency or licensing board?
(Streamlining Government)
5. Does it directly or indirectly create/reduce taxes, fees or other assessments?
(Tax/Taxes/Fees)
6. Does it increase or decrease control of the private sector through rules, regulation or statute?
(Regulation)

7. Does it increase or decrease long-term debt, or override or restore statutory or constitutional protections against long-term debt? (*Debt*)
8. Does it give or reduce special benefits for government employees or elected officials? (*Government Favoritism*)
9. Does it promote government transparency or does it restrict access to information that should be in the public domain? (*Transparency*)
10. Does it change licensing provisions in ways that further restrict competition in the free market or does it relax regulations to encourage competition or otherwise provide for the functioning of free markets? (*Licensing/Free Markets*)
11. Does it promote more efficient use of taxpayer funds or does it oppose or reduce government efficiency? (*Efficiency*)
12. Does it give teachers, principals, school districts, higher education, or the Department of Education more flexibility to make student-focused decisions by relaxing or eliminating regulations or does it increase regulatory control? (*Education*)
13. Does it prevent or allow government funds or operations from being used for political purposes? (*Political Dues or Issues/Lobbying with Taxpayer Funds*)
14. Does it require school districts to make student-focused decisions related to student achievement or does it allow school districts to put other considerations ahead of student-focused achievement? (*Education*)
15. Does it enhance or restrict private property rights? (*Property Rights*)
16. Does it enhance or promote consumer-driven health care or does it make health care more expensive and/or less accessible? (*Consumer-Driven Health Care*)
17. Does it encourage citizen engagement in state and local governmental decision making? (*Citizen Engagement*)
18. Does it restore funding decisions to the Appropriations process or does it circumvent the Appropriation process? (*Transparency*)

Interpreting Legislators' Votes

Some legislators may object to the inclusion or classification of their votes on a particular bill for a variety of reasons. Kansas Policy Institute acknowledges that such issues are subjective in nature and open to interpretation. The decision to include or exclude a particular bill or procedural vote is based on our view of the issues at hand without regard to party affiliation or the intent of an individual legislator. We simply record each vote as cast.

We also recognize that a legislator may occasionally cast a vote that is contrary to his or her true belief on an issue for procedural or parochial reasons. Unfortunately, there is no way to fairly interpret the intent behind each vote so in the interest of avoiding any concerns of partisanship, we simply record each vote as cast.

It should also be noted that some legislators choose not to cast a vote in some cases (this is recorded as a vote of 'Present'). When a legislator is not present at the time of a vote, it is recorded as "Not Voting." While the motive behind a 'Present' vote is often understood by regular observers of the Legislature, we assign zero points to

'Present' to avoid any concerns of partisanship. Similarly, legislators may be unavoidably absent when a vote is taken; zero points are awarded even though their position on an issue may be well known to ensure the non-partisan nature of the Kansas Freedom Index.

Also of note is that some bills include separate provisions that effectively cancel themselves out. For instance, a bill that increases fees but offers minor regulatory reform. The fee increase would be -1 (2-5) while the lessening of regulatory burden would be +1 (2-6). This "no net effect" phenomenon is also commonplace when multiple bills are placed together in the same legislative package, as typically happens at the end of a regular session. For instance, SB 36 in the 2017 session ceded legislative authority to an administrative agency (-1) but also removed some fee authority (+1) resulting in a neutral score and the bill not being included in the Index itself.

Lifetime Freedom Index

Each legislative session brings a different 'mix' of bills and circumstances, such that, in combination with the caveats in the preceding section, a legislator's Freedom

Index for a particular year may or may not be indicative of their complete record. Accordingly, a Lifetime Freedom Index was added effective with the 2015 Freedom Index and is continued with the current session. A Lifetime Freedom Index is assigned to every current legislator who participated in at least two legislative sessions but only back as far as the 2012 legislative session, which was the inaugural year of the Freedom Index.

Service in previous sessions need not be contiguous to the current session and includes participation in a different chamber (House or Senate) in which they currently serve. The Index (percentage) for a single year represents the relative position of a legislator's score on a number line of the minimum and maximum score, with the percentage indicating proximity to the maximum score.

For example, if a legislator with a score range of ± 43 and a score of zero would be at the 50% point on the minimum/maximum number line. A legislator with a score of negative 20 on that same range would be at the 26.7% point (Freedom Percentage) on the number line (or 73.7% away from the maximum). It is calculated by adding the

maximum positive score for the House or Senate to each legislator's actual score and dividing the total by twice the appropriate maximum score. The Lifetime Freedom Index is calculated in the same manner as for a single year, but tabulates each legislator's actual and maximum scores for every session in which they participated.

BILL SUMMARIES

HB2007: +1, Tier 2, Crit. 18 – This vote was the first step in overriding a veto of legislative oversight of COVID spending.

HB2039: +1, Tier 2, Crit. 14 – The underlying bill would have required the passage of a civics test before graduation from a Kansas public school.

HB2066: +1, Tier 2, Crit. 6 – A bill to streamline occupational licensure applications.

HB2104: +3, Tier 2, Crit. 4 & 5 (x2) – This bill made five incremental improvements to the property tax appeals process (+1) and a series of improvements to the appraisal process (+1).

HB2126: +1, Tier 2, Crit. 6 – This bill extended liability immunity to many private entities in light of the on-going COVID pandemic.

HB2134: +5, Tier 1, Crit. 9, Tier 2, Crit. 12 & 14 – A comprehensive school funding and policy bill that expanded the existing tax credit scholarship program (+3), strengthened legislative oversight of public education (+1), and mandated certification by local USDs of their state funds (+1).

HB2208: +1, Tier 2, Crit. 10 – A bill expanding the ability for non-Kansas physicians to serve patients in Kansas.

HB2212: +1, Tier 2, Crit. 10 – This bill conforms Kansas law to a U.S. Supreme Court ruling on residency requirements for liquor licensing.

HB2313: +1, Tier 2, Crit. 5 – This version of HB2313 provides for future compensation to businesses if they are subject to curtailments of operation because of a disaster declaration.

HB2397: -6, Tier 1, Crit. 5 & 13 – A “YES” vote on this proposed amendment would have expanded Medicaid as part of the Affordable Care Act, commonly referred to as Obamacare.

HB2405: -1, Tier 2, Crit. 6 – A bill to authorize \$500 million in bonds to fund Kansas public employee pension debt.

HB2406: +1, Tier 2, Crit. 3 – This bill lessens the time restrictions on businesses selling alcohol.

SB13 Bill: +5, Tier 1, Crit. 5, Tier 2, Crit. 5 (x2) – The Truth in Taxation Act requires local officials to vote on the entire property tax increase they impose. Also, appraisers may not increase a home value simply for routine replacement and repair.

SB13 Doll Amend.: -1, Tier 2, Crit. 5 – This amendment would have funded the LAVTR program that was last funded in 2003 and did not result in property tax relief.

SB23: +1, Tier 2, Crit. 5 – A bill to provide property tax abatements for properties/buildings substantially harmed by a natural disaster.

SB24: +1, Tier 2, Crit. 6 – This bill would prevent municipal governments from restricting a consumer’s use of energy based on the energy source.

SB 29: +1, Tier 2, Crit. 16 – This proposal would have made it easier for Kansans to obtain short-term health insurance coverage.

SB40: +6, Tier 1, Crit. 4 (x2) – This bill significantly rewrote Kansas’ emergency management and county health officer statutes to ensure legislative oversight of emergency declarations and county commission oversight of local health officers (+3) and provide due process rights for individual Kansans alleging harm from many health orders (+3).

SB50: +9, Tier 1, Crit. 5 (x3), Tier 2, Crit. 5 (x2) – By returning the federal tax windfall to individual taxpayers (+3) and businesses, via two separate changes (+6), this bill would have returned “found money” to Kansas taxpayers. It also would have reinstated previous business expensing provisions (+1) and implemented a broader Internet sales tax (-1).

SB52: -1, Tier 2, Crit. 15 – A bill risking property rights violations by way of making it easier for Sedgwick County to claim or abate “nuisance” property.

SB61: +3, Tier 1, Crit. 9 – This bill would expand student eligibility for the existing tax credit scholarship program.

SB63: +1, Tier 2, Crit. 14 – A bill requiring that school districts provide the option of in-person learning by March 31, 2021.

SB66: -1, Tier 2, Crit. 5 – This bill extends a tax credit program that is not widely available to Kansas taxpayers, in contrast to a child tax credit or low-income scholarship tax credit that is widely available to those with an income tax liability.

SB90: -1, Tier 2, Crit. 1 – A bill to expand economic incentives aimed at “redeveloping” downtown areas in rural Kansas.

SB124 Bill: -1, Tier 2, Crit. 1 – This bill expands the STAR Bond incentive program whereby favored property developers receive incentives on certain types of real estate development.

SB124 Fagg Amend.: +1, Tier 2, Crit. 11 – This amendment would have strengthened oversight of the STAR Bonds program by requiring approval by BOTH the Secretary of Revenue and the State Treasurer.

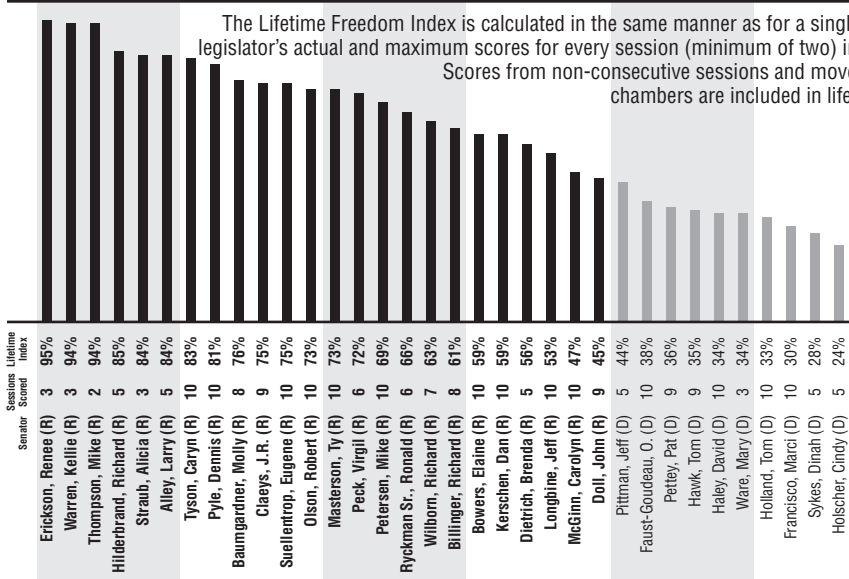
SB175: +8, Tier 1, Crit. 9 (x2), Tier 2, Crit. 12 & 14 – A comprehensive school funding and policy bill that would have expanded the existing tax credit scholarship program (+3), created an entirely new Educational Savings Account program (+3), strengthened legislative oversight of public education (+1), and mandated certification by local USDs of their state funds (+1).

SB238 Sykes Amend.: -6, Tier 1, Crit. 5 & 13 – A “YES” vote on this proposed amendment would have expanded Medicaid as part of the Affordable Care Act, commonly referred to as Obamacare.

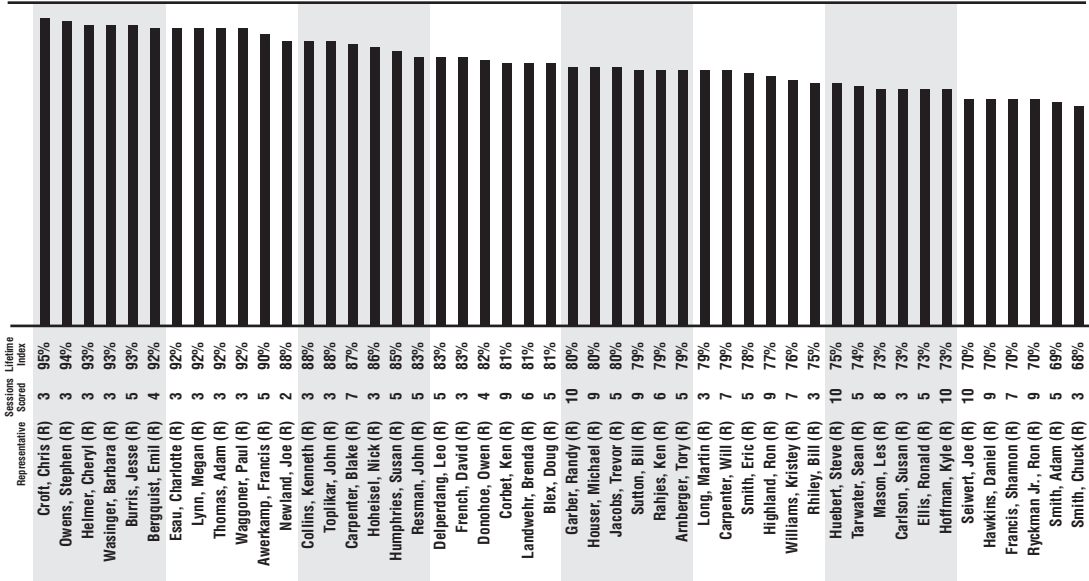
SB273: +3, Tier 1, Crit. 5 – This bill would have established a process by which a portion of federal COVID relief dollars could be used to compensate small businesses suffering during the pandemic.

Kansas Senate Lifetime Freedom Index Ranking

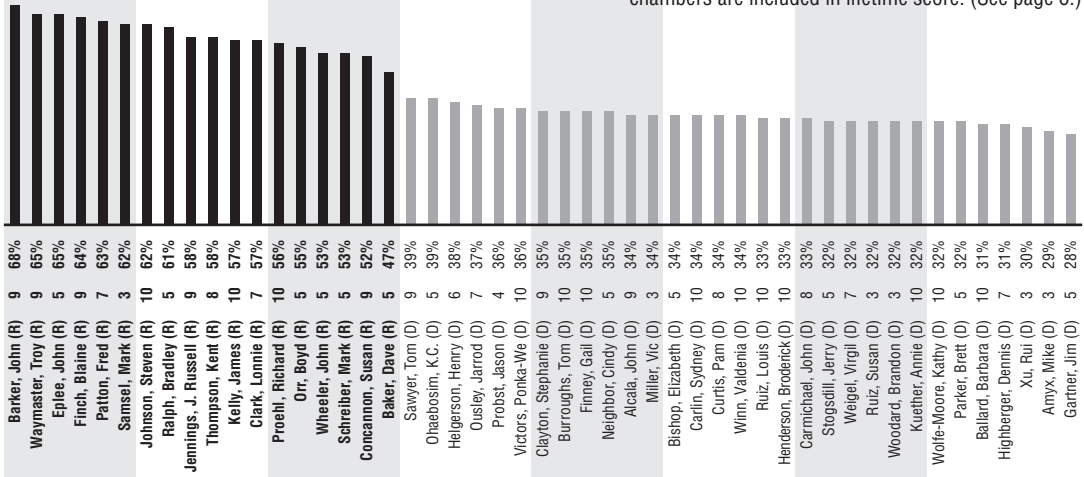
The Lifetime Freedom Index is calculated in the same manner as for a single year, but tabulates each legislator's actual and maximum scores for every session (minimum of two) in which they participated. Scores from non-consecutive sessions and movement between legislative chambers are included in lifetime score. (See page 6.)



Kansas House Lifetime Freedom Index Ranking



The Lifetime Freedom Index is calculated in the same manner as for a single year, but tabulates each legislator's actual and maximum scores for every session (minimum of two) in which they participated. Scores from non-consecutive sessions and movement between legislative chambers are included in lifetime score. (See page 6.)



House

- ▲ Freedom Vote
- ▽ Non Freedom Vote
- No recorded vote

	Possible Score	Total Score	Freedom %	HB2007	HB2039	HB2066	HB2104	HB2126	HB2134	HB2208	HB2212	HB2313	HB2397	HB2405	HB2406	SB13
BILL SCORE – 2021				1	1	1	3	1	5	1	1	1	-6	-1	1	5
Bergkamp, Brian (R)	61	57	96.7	▲	▲	▲	▲	▲	▲	▲	▲	▲	▲	▽	▲	▲
Howe, Steven (R)	61	57	96.7	▲	▲	▲	▲	▲	▲	▲	▲	▲	▲	▽	▲	▲
Bergquist, Emil (R)	61	55	95.1	▲	▲	▲	▲	▲	▲	▲	▲	▲	▲	▽	▽	▲
Carpenter, Blake (R)	61	55	95.1	▲	▲	▲	▲	▲	▲	▲	▲	▲	▲	▽	▲	▲
Corbet, Ken (R)	61	55	95.1	▲	▲	▲	▲	▲	▲	▲	▲	▲	▲	▲	▲	▲
Delperdang, Leo (R)	61	55	95.1	▲	▲	▲	▲	▲	▲	▲	▲	▲	▲	▽	▽	▲
Esau, Charlotte (R)	61	53	93.4	▲	▲	▲	▲	▲	▲	▲	▲	▲	▲	▽	▽	▲
Estes, Susan (R)	61	53	93.4	▲	▲	▲	▲	▲	▲	▲	▲	▲	▲	▽	▽	▲
Owens, Stephen (R)	61	53	93.4	▲	▲	▲	▲	▲	▲	▲	▲	▲	▲	▽	▲	▲
Sutton, Bill (R)	61	53	93.4	▲	▲	▲	▲	▲	▲	▲	▲	▲	▲	▽	▲	▲
Tarwater, Sean (R)	61	53	93.4	▲	▲	▲	▲	▲	▲	▲	▲	▲	▲	▽	▲	▲
Turner, Carl (R)	61	53	93.4	▲	▲	▲	▲	▲	▲	▲	▲	▲	▲	▽	▲	▲
Waggoner, Paul (R)	61	53	93.4	▲	▲	▲	▲	▲	▲	▲	▲	▲	▲	▽	▽	▲
Wasinger, Barbara (R)	61	53	93.4	▲	▲	▲	▲	▲	▲	▲	▲	▲	▲	▽	▲	▲
Waymaster, Troy (R)	61	53	93.4	▲	▲	▲	▲	▲	▲	▲	▲	▲	▲	▽	▲	▲
Williams, Kristey (R)	61	53	93.4	▲	▲	▲	▲	▲	▲	▲	▲	▲	▲	▽	▲	▲
Arnberger, Tory (R)	61	52	92.6	▲	▲	▲	▲	▲	▲	▲	▲	▲	▲	▽	▲	▲
Landwehr, Brenda (R)	61	52	92.6	▲	▲	▲	▲	▲	▲	▲	▲	▲	▲	▽	▲	▲

	SB24	SB29	SB40	SB50	SB52	SB63	SB66	SB90	SB124	SB175	SB273
	-1	-1	6	9	-1	1	-1	-1	-1	8	3
	▲	▲	▲	▲	▽	▲	▲	▲	▲	▲	▲
	▲	▲	▲	▲	▲	▽	▲	▲	▲	▲	▲
	▲	▲	▲	▲	▽	▲	▽	▲	▲	▲	▲
	▲	▲	▲	▲	▲	▲	▽	▽	▽	▲	▲
	▲	▲	▲	▲	▲	▲	▽	▲	▲	▲	▲
	▲	▲	▲	▲	▲	▲	▽	▽	▲	▲	▲
	▲	▲	▲	▲	▲	▲	▽	▽	▽	▲	▲
	▲	▲	▲	▲	▲	▲	▽	▽	▽	▲	▲
	▲	▲	▲	▲	▲	▲	▽	▽	▽	▲	▲
	▲	•	▲	▲	▲	▲	▽	▽	▽	▲	▲
	▲	•	▲	▲	▽	▲	▽	▽	▲	▲	▲

House

- ▲ Freedom Vote
- ▽ Non Freedom Vote
- No recorded vote

	Possible Score	Total Score	Freedom %	HB2007	HB2039	HB2066	HB2104	HB2126	HB2134	HB2208	HB2212	HB2313	HB2397	HB2405	HB2406	SB13
BILL SCORE – 2021				1	1	1	3	1	5	1	1	1	-6	-1	1	5
Anderson, Avery (R)	61	51	91.8	▲	▲	▲	▲	▲	▲	▲	▲	▲	▲	▽	▲	▲
Carpenter, Will (R)	61	51	91.8	▲	▲	▲	▲	▲	▲	▲	▲	▲	▲	▽	▽	▲
Collins, Kenneth (R)	61	51	91.8	▲	▲	▲	▲	▲	▲	▲	▲	▲	▲	▽	▲	▲
Croft, Chris (R)	61	51	91.8	▲	▲	▲	▲	▲	▲	▲	▲	▲	▲	▽	▲	▲
Finch, Blaine (R)	61	51	91.8	▲	▲	▲	▲	▲	▲	▲	▲	▲	▲	▽	▲	▲
Helmer, Cheryl (R)	61	51	91.8	▲	▲	▲	▲	▲	▲	▲	▽	▲	▲	▽	▽	▲
Highland, Ronald (R)	61	51	91.8	▲	▲	▲	▲	▲	▲	▲	▲	▲	▲	▽	▽	▲
Hoffman, Kyle (R)	61	51	91.8	▲	▲	▲	▲	▲	▲	▲	▲	▲	▲	▽	▽	▲
Humphries, Susan (R)	61	51	91.8	▲	▲	▲	▲	▲	▲	▲	▲	▲	▲	▽	▽	▲
Johnson, Timothy (R)	61	51	91.8	▲	▲	▲	▲	▲	▲	▲	▲	▲	▲	▽	▽	▲
Kessler, Thomas (R)	61	51	91.8	▲	▲	▲	▲	▲	▲	▲	▲	▲	▲	▽	▲	▲
Lynn, Megan (R)	61	51	91.8	▲	▲	▲	▲	▲	▲	▲	▲	▲	▲	▽	▲	▲
Mason, Les (R)	61	51	91.8	▲	▲	▲	▲	▲	▲	▲	▲	▲	▲	▽	▽	▲
Moser, Lisa (R)	61	51	91.8	▲	▲	▲	▲	▲	▲	▲	▲	▲	▲	▽	▽	▲
Neelly, Lance (R)	61	51	91.8	▲	▲	▲	▲	▲	▲	▲	▲	▲	▲	▽	▲	▲
Penn, Patrick (R)	61	51	91.8	▲	▲	▲	▲	▲	▲	▲	▲	▲	▲	▽	▽	▲
Poetter, Samantha (R)	61	51	91.8	▲	▲	▲	•	▲	▲	▲	▲	▲	▲	▲	▲	▲
Proctor, Pat (R)	61	51	91.8	▲	▲	▲	▲	▲	▲	▲	▲	▲	▲	▽	▲	▲

	SB24	SB29	SB40	SB50	SB52	SB63	SB66	SB90	SB124	SB175	SB273
	▲	▲	▲	▲	▽	▲	▽	▽	▽	▲	▲
	▲	▲	▲	▲	▲	▲	▽	▽	▽	▲	▲
	▲	▲	▲	▲	▽	▲	▽	▽	▽	▲	▲
	▲	▲	▲	▲	▽	▲	▽	▽	▽	▲	▲
	▲	▲	▲	▲	▲	▲	▽	▲	▽	▲	▲
	▲	▲	▲	▲	▲	▲	▽	▽	▽	▲	▲
	▲	▲	▲	▲	▲	▲	▽	▽	▽	▲	▲
	▲	▲	▲	▲	▲	▲	▽	▽	▽	▲	▲
	▲	▲	▲	▲	▽	▲	▽	▽	▽	▲	▲
	▲	▲	▲	▲	▲	▲	▽	▽	▽	▲	▲
	▲	▽	▲	▲	▲	▲	▲	▽	▽	▲	▲
	▲	▲	▲	▲	▲	▲	▽	▽	▽	▲	▲
	▲	▲	▲	▲	▽	▲	▽	▽	▲	▲	▲
	▲	•	▲	▲	▲	▲	▲	▲	▲	▲	▽
	▲	▲	▲	▲	▽	▲	▽	▽	▽	▲	▲

House

- ▲ Freedom Vote
- ▽ Non Freedom Vote
- No recorded vote

	Possible Score	Total Score	Freedom %	HB2007	HB2039	HB2066	HB2104	HB2126	HB2134	HB2208	HB2212	HB2313	HB2397	HB2405	HB2406	SB13
BILL SCORE – 2021				1	1	1	3	1	5	1	1	1	-6	-1	1	5
Ryckman Jr., Ron (R)	61	51	91.8	▲	▲	▲	▲	▲	▲	▲	▲	▲	▲	▽	▲	▲
Smith, Charles (R)	61	51	91.8	▲	▲	▲	▲	▲	▲	▲	▲	▲	▲	▽	▲	▲
Thomas, Adam (R)	61	51	91.8	▲	▲	▲	▲	▲	▲	▲	▲	▲	▲	▽	▲	▲
Blex, Doug (R)	61	49	90.2	▲	▲	▲	▲	▲	▲	▲	▲	•	▲	▽	▽	▲
Fairchild, Brett (R)	61	49	90.2	▲	▲	▲	▲	▲	▽	▽	▲	▲	▲	▲	▲	▲
Francis, Shannon (R)	61	49	90.2	▲	▲	▲	▲	▲	▲	▲	▲	▲	▲	▽	▽	▲
Resman, John (R)	61	49	90.2	▲	▲	▲	▲	▲	▲	▲	▲	▲	▲	▽	▽	▲
Sanders, Clarke (R)	61	49	90.2	▲	▲	▲	▲	▲	▲	▲	▲	▲	▲	▽	▲	▲
Toplikar, John (R)	61	49	90.2	▲	▲	▲	▲	▽	▲	▲	▲	▲	▲	▽	▽	▲
Hawkins, Daniel (R)	61	48	89.3	▲	▲	▲	•	▲	▲	▲	▲	▲	▲	▽	▲	▲
Johnson, Steven (R)	61	47	88.5	▲	▽	▲	▲	▲	▲	▲	▲	▲	▲	▽	▲	▲
Houser, Michael (R)	61	46	87.7	▲	▲	▲	▲	▲	▽	▲	▲	▲	▲	▲	▲	▲
Rahjes, Ken (R)	61	46	87.7	▲	▲	▲	▲	▲	•	▲	▲	▲	▲	▽	▽	▲
Smith, Eric (R)	61	46	87.7	▲	▲	▲	•	▲	▲	▲	▲	▲	▲	▽	▽	▲
Burris, Jesse (R)	61	45	86.9	▲	▲	▲	▲	▲	▽	▲	▲	▽	▲	▲	▽	▲
Seiwert, Joe (R)	61	45	86.9	▲	▲	▲	▲	•	▲	▲	▲	▲	▲	▽	▲	•
Smith, Adam (R)	61	45	86.9	▲	▽	▲	▲	▲	▲	▲	▲	•	▲	▽	▽	▲
Huebert, Steve (R)	61	44	86.1	▲	▲	▲	▲	▲	•	▲	▲	•	▲	▽	▽	▲

	SB24	SB29	SB40	SB50	SB52	SB63	SB66	SB90	SB124	SB175	SB273
	1	1	6	9	1	1	1	1	1	8	3
	▲	▲	▲	▲	▽	▲	▽	▽	▽	▲	▲
	▲	▲	▲	▲	▽	▲	▽	▽	▽	▲	▲
	▲	▲	▲	▲	▽	▲	▽	▽	▽	▲	▲
	▲	▲	▲	▲	▲	▲	▽	▽	▲	▲	•
	▲	▲	▲	▲	▲	▲	▲	▲	▲	▲	▲
	▲	▲	▲	▲	▽	▲	▽	▽	▽	▲	▲
	▲	▲	▲	▲	▲	▲	▽	▽	▽	▲	▲
	▲	▲	▲	▲	▲	▲	▽	▽	▽	▲	▲
	▲	▲	▲	▲	▲	▲	▽	▽	▽	▲	▲
	▲	▲	▲	▲	▲	▲	▽	▽	▽	▲	▲
	▲	▲	▲	▲	▲	▲	▽	▽	▽	▲	▲
	▲	▲	▲	▲	▲	▲	▽	▽	▽	▲	▲
	▲	▽	▲	▲	▽	▲	▽	▽	▽	▲	▲
	▲	▲	▲	▲	▲	▲	▽	▽	▲	▲	•

House

- ▲ Freedom Vote
- ▽ Non Freedom Vote
- No recorded vote

	Possible Score	Total Score	Freedom %	HB2007	HB2039	HB2066	HB2104	HB2126	HB2134	HB2208	HB2212	HB2313	HB2397	HB2405	HB2406	SB13
BILL SCORE – 2021				1	1	1	3	1	5	1	1	1	-6	-1	1	5
Awerkamp, Francis (R)	61	42	84.4	▲	▲	▲	▲	▲	•	▲	▲	•	▲	▲	▲	▽
Donohoe, Owen (R)	61	42	84.4	▲	▲	▲	▲	▲	▲	▲	▲	▲	▲	▽	▽	▲
Newland, Joe (R)	61	40	82.8	▲	▲	▲	▲	▲	•	▲	▲	•	▲	▽	▽	▲
Ellis, Ronald (R)	61	39	82.0	▲	▲	▲	▲	▲	▲	▲	▲	▲	▲	▽	▽	▲
French, David (R)	61	38	81.2	▲	▲	▲	▲	▲	▽	▲	▲	▲	▲	▽	▲	▲
Eplee, John (R)	61	37	80.3	▲	▲	▲	▲	▲	▲	▲	▲	▲	▲	▽	▲	▲
Barker, John (R)	61	36	79.5	▲	▲	•	▲	▲	▲	▲	▲	▲	▲	▽	▲	▲
Borjon, Jesse (R)	61	35	78.7	▲	▽	▲	▲	▲	▲	▲	▲	▲	▲	▽	▲	▲
Hoheisel, Nick (R)	61	35	78.7	▲	▲	▲	▲	▲	▲	▲	▲	▲	▲	▽	▲	▲
Long, Martin (R)	61	35	78.7	▲	▲	▲	▲	▲	▲	▲	▲	▲	▲	▽	▲	▲
Dodson, Mike (R)	61	33	77.0	▲	▲	▲	▲	▲	▲	▲	▲	▲	▲	▽	▲	▲
Patton, Fred (R)	61	33	77.0	▲	▽	▲	▲	▲	▲	▲	▲	▲	▲	▽	▲	▲
Proehl, Richard (R)	61	33	77.0	▲	▽	▲	▲	▲	▲	▲	▲	▲	▲	▽	▲	▲
Ralph, Bradley (R)	61	33	77.0	▲	▽	▲	▲	▲	▲	▲	▲	▲	▲	▽	▲	▲
Murphy, Michael (R)	61	31	75.4	▲	▲	▲	▲	▲	▽	▲	▲	▲	▲	▽	▽	▲
Jennings, J. Russell (R)	61	30	74.6	▲	▽	▲	▲	▲	▲	▲	▲	▲	▲	▽	▽	▲
Jacobs, Trevor (R)	61	29	73.8	▲	▲	▲	▲	▲	▽	▲	▲	▽	▲	▲	▽	▲
Kelly, James (R)	61	29	73.8	▲	▽	▲	▲	▲	▲	▲	▲	▲	▲	▽	▲	▲

	SB24	SB29	SB40	SB50	SB52	SB63	SB66	SB90	SB124	SB175	SB273
	1	1	6	9	-1	1	-1	-1	-1	8	3
	▲	▲	▲	▲	▲	▲	▲	▲	▲	▲	●
	▲	●	▲	▲	▽	▲	▽	▽	▽	▲	▽
	▲	▲	▲	▲	▲	▽	▽	▽	▽	▲	●
	▲	▲	▲	▲	▲	▲	▽	▲	▲	▽	▲
	▲	●	▲	▲	▽	▽	▽	▽	▽	▲	▲
	▲	▽	▲	▲	▲	▲	▽	▽	▲	▽	▲
	▲	▲	▲	▲	▽	▲	▽	▽	▽	●	▽
	▲	▲	▲	▲	▽	▲	▽	▽	▽	▽	▲
	▲	▲	▲	▲	▽	▲	▽	▽	▽	▽	▲
	▲	▲	▲	▲	▽	▲	▽	▽	▽	▽	▲
	▲	▲	▲	▲	▽	▲	▽	▽	▽	▽	▲
	▲	▲	▲	▲	▽	▲	▽	▽	▽	▽	▲
	▲	▲	▲	▲	▽	▲	▽	▽	▽	▲	▲
	▲	▲	▲	▲	▽	▲	▲	▽	▽	▲	▲
	▲	●	▲	▲	▽	▲	▽	▽	▽	▲	▲
	▲	▲	▽	▲	▲	▲	▲	▲	▲	▲	▽
	▲	▽	▲	▲	▽	▽	▽	▽	▽	▲	▲

House

- ▲ Freedom Vote
- ▽ Non Freedom Vote
- No recorded vote

	Possible Score	Total Score	Freedom %	HB2007	HB2039	HB2066	HB2104	HB2126	HB2134	HB2208	HB2212	HB2313	HB2397	HB2405	HB2406	SB13
BILL SCORE – 2021				1	1	1	3	1	5	1	1	1	-6	-1	1	5
Garber, Randy (R)	61	28	73.0	▲	▲	▲	▲	▲	•	▲	▲	•	▲	▲	▽	▽
Minnix, James (R)	61	27	72.1	▲	▲	▲	▽	▲	▲	▲	▲	▲	▲	▽	▽	▲
Rhiley, Bill (R)	61	26	71.3	▲	▲	▲	▲	▲	•	▲	▽	•	▲	▲	▽	▽
Thompson, Kent (R)	61	26	71.3	▲	▲	▲	•	▲	▲	▲	▲	•	▲	▽	▽	▲
Lee-Hahn, Tatum (R)	61	24	69.7	▲	▲	▲	▲	▽	▽	▽	▲	▽	▲	▲	▲	▲
Samsel, Mark (R)	61	20	66.4	▲	▲	▲	•	▲	▽	▲	▲	•	▽	▽	▲	▲
Carlson, Susan (R)	61	19	65.6	▲	▽	▲	▲	▲	▲	▲	▲	▲	▽	▽	▲	▲
Concannon, Susan (R)	61	19	65.6	▲	▽	▲	▲	▲	▲	▲	▲	▲	▽	▽	▲	▲
Schreiber, Mark (R)	61	17	63.9	▲	▽	▲	▲	▲	▲	▲	▲	▲	▽	▽	•	▲
Wheeler, John (R)	61	11	59.0	▲	▽	▲	▲	▲	▲	▲	▲	▲	▽	▽	▲	▲
Howard, Ron (R)	61	10	58.2	▲	•	•	•	•	•	•	•	•	•	•	•	•
Clark, Lonnie (R)	61	8	56.6	▲	▽	▲	▽	▲	•	▲	▲	▲	▽	▽	▽	▲
Orr, Boyd (R)	61	8	56.6	▲	▽	▲	▲	▲	▲	▲	▲	•	▲	▽	▽	▲
Baker, Dave (R)	61	-9	42.6	▲	▽	▲	▽	▲	▲	▲	▲	•	▽	▽	▽	▲
Carmichael, John (D)	61	-10	41.8	▽	▽	▽	▽	▽	▲	▲	▲	▲	▽	▽	▽	▲
Bishop, Elizabeth (D)	61	-11	41.0	•	▽	▲	▽	▽	▲	▲	▲	▲	▽	▽	▽	▲
Finney, Gail (D)	61	-13	39.3	▽	▲	▲	▽	▽	▲	▲	▲	•	▽	▽	▲	▲
Neighbor, Cindy (D)	61	-16	36.9	▽	▽	▲	▽	▽	▲	▲	▲	▲	▽	▽	▲	▲

	SB24	SB29	SB40	SB50	SB52	SB63	SB66	SB90	SB124	SB175	SB273
	-1	1	6	9	-1	1	-1	-1	-1	8	3
	▲	▲	▽	▲	▲	▲	▲	▲	▲	▲	•
	▲	▲	▲	▲	▽	▲	▽	▽	▽	▽	▲
	▲	▲	▽	▲	▲	▲	▲	▲	▲	▲	•
	▲	▲	▲	▲	▽	▲	▽	▽	▽	▽	•
	▲	▲	▽	▲	•	▲	•	•	▲	▲	▽
	▲	▽	▲	▲	▽	▲	▽	▽	▽	▲	•
	▲	▽	▲	▲	▽	▲	▽	▽	▽	▽	▲
	▲	▽	▲	▲	▽	▲	▽	▽	▽	▽	▲
	•	▽	▲	▲	▽	▲	▽	▽	▽	▽	▲
	▲	▽	▲	▲	▽	▽	▽	▽	▽	▽	▲
	•	▽	▲	▲	▽	▽	▽	▽	▽	▽	•
	▲	▲	•	▲	•	•	•	•	•	•	•
	▲	▲	▲	▲	▽	▲	▽	▽	▽	▽	▲
	▲	•	▲	▽	▽	▲	▽	▽	▽	▽	•
	▲	▽	▲	▽	▽	▲	▽	▽	▲	▽	•
	▲	▽	▲	•	▽	▽	▲	▽	▽	▽	•
	▽	▽	▲	•	▽	▽	▽	▽	▽	▽	▽
	▲	▽	▲	▽	▽	▽	▽	▽	▽	▽	•
	▲	▽	▲	▽	▽	•	▽	▽	▽	▽	▽

House

- ▲ Freedom Vote
- ▽ Non Freedom Vote
- No recorded vote

	Possible Score	Total Score	Freedom %	HB2007	HB2039	HB2066	HB2104	HB2126	HB2134	HB2208	HB2212	HB2313	HB2397	HB2405	HB2406	SB13
BILL SCORE – 2021				1	1	1	3	1	5	1	1	1	-6	-1	1	5
Burroughs, Tom (D)	61	-17	36.1	▽	▽	▲	▽	▽	▲	▲	▲	▲	▽	▽	▲	▲
Ruiz, Louis (D)	61	-17	36.1	▽	▽	▲	▽	▽	▲	▲	▲	▲	▽	▽	▲	▲
Sawyer, Tom (D)	61	-17	36.1	▽	▽	▲	▽	▽	▲	▲	▲	▲	▽	▽	▲	▲
Victors, Ponka-We (D)	61	-17	36.1	▽	•	•	▽	▽	•	•	▲	•	▽	•	▲	▲
Winn, Valdenia (D)	61	-17	36.1	▽	▽	▽	▽	▽	▲	▲	▲	▲	▽	▽	▲	▲
Ohaebosim, K.C. (D)	61	-18	35.2	▽	▲	▲	▽	▽	▲	▲	▲	▲	▽	▽	▽	▲
Probst, Jason (D)	61	-18	35.0	▽	▽	▲	▽	•	▲	▲	▲	▲	▽	▽	▲	▲
Byers, Stephanie (D)	61	-19	34.4	▽	▽	▲	▽	▽	▲	▲	▲	▲	▽	▽	▲	▲
Coleman, Aaron (D)	61	-19	34.4	▽	▽	▲	▽	▽	▲	▲	▲	▲	▽	▽	▲	▲
Curtis, Pam (D)	61	-19	34.4	▽	▽	▲	▽	▽	▲	▲	▲	▲	▽	▽	▲	▲
Day, Jennifer (D)	61	-19	34.4	▽	▽	▲	▽	▽	▲	▲	▲	▲	▽	▽	▲	▲
Featherston, Linda (D)	61	-19	34.4	▽	▽	▲	▽	▽	▲	▲	▲	▲	▽	▽	▲	▲
Gartner, Jim (D)	61	-19	34.4	▽	▽	▽	▽	▽	▲	▲	▲	▲	▽	▽	▲	▲
Haswood, Christina (D)	61	-19	34.4	▽	▽	▲	▽	▽	▲	▲	▲	▲	▽	▽	▲	▲
Hoye, Jo (D)	61	-19	34.4	▽	▽	▲	▽	▽	▲	▲	▲	▲	▽	▽	▲	▲
Kuether, Annie (D)	61	-19	34.4	▽	▽	▽	▽	▽	▲	▲	▲	▲	▽	▽	▲	▲
Poskin, Mari-Lynn (D)	61	-19	34.4	▽	▽	▲	▽	▽	▲	▲	▲	▲	▽	▽	▲	▲
Ruiz, Susan (D)	61	-19	34.4	▽	▽	▽	▽	▲	▲	▲	▲	▲	▽	▽	▲	▲

	SB24	SB29	SB40	SB50	SB52	SB63	SB66	SB90	SB124	SB175	SB273
	↓	↓	↻	↻	↓	↓	↓	↓	↓	↻	↻
	▲	▽	▲	▽	▽	▽	▽	▽	▽	▽	▽
	▲	▽	▲	▽	▽	▽	▽	▽	▽	▽	▽
	▲	▽	▲	▽	▽	▽	▽	▽	▽	▽	▽
	▲	▽	▲	▽	•	▽	•	•	▽	▽	•
	▽	▽	▲	▽	▽	▽	▽	▲	▲	▽	▽
	▽	•	▲	▽	▽	▽	▽	▽	▽	▽	▽
	▽	▽	▲	▽	▽	▽	▽	▽	▽	▽	▽
	▽	▽	▲	▽	▽	▽	▽	▽	▽	▽	▽
	▽	▽	▲	▽	▽	▽	▽	▽	▽	▽	▽
	▽	▽	▲	▽	▽	▽	▽	▽	▽	▽	▽
	▽	▽	▲	▽	▽	▽	▽	▽	▽	▽	▽
	▲	▽	▲	▽	▽	▽	▽	▽	▽	▽	▽
	▽	▽	▲	▽	▽	▽	▽	▽	▽	▽	▽
	▽	▽	▲	▽	▽	▽	▽	▽	▽	▽	▽
	▽	▽	▲	▽	▽	▽	▽	▽	▽	▽	▽
	▽	▽	▲	▽	▽	▽	▽	▽	▽	▽	▽

House

- ▲ Freedom Vote
- ▽ Non Freedom Vote
- No recorded vote

	Possible Score	Total Score	Freedom %	HB2007	HB2039	HB2066	HB2104	HB2126	HB2134	HB2208	HB2212	HB2313	HB2397	HB2405	HB2406	SB13
BILL SCORE – 2021				1	1	1	3	1	5	1	1	1	-6	-1	1	5
Stogsdill, Jerry (D)	61	-19	34.4	▽	▽	▲	▽	▽	▲	▲	▲	▲	▽	▽	▲	▲
Vaughn, Lindsay (D)	61	-19	34.4	▽	▽	▲	▽	▽	▲	▲	▲	▲	▽	▽	•	▲
Wolfe Moore, Kathy (D)	61	-19	34.4	▽	▽	▽	▽	▲	▲	▲	▲	▲	▽	▽	▲	▲
Woodard, Brandon (D)	61	-19	34.4	▽	▽	▲	▽	▽	▲	▲	▲	▲	▽	▽	▲	▲
Alcala, John (D)	61	-21	32.8	▽	▽	▽	▽	▽	▲	▲	▲	▲	▽	▽	▲	▲
Amyx, Mike (D)	61	-21	32.8	▽	▽	▽	▽	▽	▲	▲	▲	▲	▽	▽	▲	▲
Ballard, Barbara (D)	61	-21	32.8	▽	▽	▽	▽	▽	▲	▲	▲	▲	▽	▽	▲	▲
Carlin, Sydney (D)	61	-21	32.8	▽	▽	▽	▽	▽	▲	▲	▲	▲	▽	▽	▲	▲
Clayton, Stephanie (D)	61	-21	32.8	▽	▽	▽	▽	▽	▲	▲	▲	▲	▽	▽	▲	▲
Highberger, Dennis (D)	61	-21	32.8	▽	▽	▽	▽	▽	▲	▲	▲	▲	▽	▽	▲	▲
Miller, Victor (D)	61	-21	32.8	▽	▽	▽	▽	▽	▲	▲	▲	▲	▽	▽	▲	▲
Ousley, Jarrod (D)	61	-21	32.8	▽	▽	▽	▽	▽	▲	▲	▲	▲	▽	▽	▲	▲
Xu, Rui (D)	61	-21	32.8	▽	▽	▽	▽	▽	▲	▲	▲	▲	▽	▽	▲	▲
Helgerson, Henry (D)	61	-23	31.1	▽	▽	▲	▽	▲	▽	•	▲	•	▽	•	▽	▲
Henderson, Broderick (D)	61	-23	31.1	▽	▽	▽	▽	▽	▲	▲	▲	▲	▽	▽	▽	▲
Weigel, Virgil (D)	61	-23	31.1	▽	▽	▽	▽	▽	▲	▲	▲	▲	▽	▽	▽	▲
Parker, Brett (D)	61	-25	29.5	▽	▽	▲	▽	▽	▲	▲	▲	▲	▽	▽	▲	▲

	SB24	SB29	SB40	SB50	SB52	SB63	SB66	SB90	SB124	SB175	SB273
	-1	-1	6	9	-1	1	-1	-1	-1	8	3
	▽	▽	▲	▽	▽	▽	▽	▽	▽	▽	▽
	•	▽	▲	▽	▽	▽	▽	▽	▽	▽	▽
	▽	▽	▲	▽	▽	▽	▽	▽	▽	▽	▽
	▽	▽	▲	▽	▽	▽	▽	▽	▽	▽	▽
	▽	▽	▲	▽	▽	▽	▽	▽	▽	▽	▽
	▽	▽	▲	▽	▽	▽	▽	▽	▽	▽	▽
	▽	▽	▲	▽	▽	▽	▽	▽	▽	▽	▽
	▽	▽	▲	▽	▽	▽	▽	▽	▽	▽	▽
	▽	▽	▲	▽	▽	▽	▽	▽	▽	▽	▽
	▽	▽	▲	▽	▽	▽	▽	▽	▽	▽	▽
	▽	•	▲	▽	▲	▽	•	▽	▽	▽	•
	▽	▽	▲	▽	▽	▽	▽	▽	▽	▽	▽
	▽	▽	▲	▽	▽	▽	▽	▽	▽	▽	▽
	▽	▽	•	▽	▽	▽	▽	▽	▽	▽	▽

Senate

- ▲ Freedom Vote
- ▽ Non Freedom Vote
- No recorded vote

	Possible Score	Total Score	Freedom %	HB2039	HB2066	HB2104	HB2126	HB2134	HB2208	HB2313	HB2405	SB13 Bill	SB13 Doll Amend	SB23	SB24	SB29
BILL SCORE – 2021				1	1	3	1	5	1	1	-1	5	-1	1	1	1
Erickson, Renee (R)	64	58	95.3	▲	▲	▲	▲	▲	▲	▲	▽	▲	▲	▲	▲	▲
Thompson, Mike (R)	64	56	93.8	▲	▲	▲	▲	▲	▽	▲	▽	▲	▲	▲	▲	▲
Warren, Kellie (R)	64	56	93.8	▲	▲	▲	▲	▲	▲	▲	▽	▲	▲	▲	▲	▲
Fagg, Michael (R)	64	54	92.2	▲	▲	▲	▲	▲	▲	▲	▽	▲	▲	▲	▲	▲
Masterson, Ty (R)	64	54	92.2	▲	▲	▲	▲	▲	▲	▲	▽	▲	▲	▲	▲	▲
Ryckman Sr., Ronald (R)	51	43	92.2	▲	▲	▲	▲	▲	▲	▲	▽	▲	*	*	▲	▲
Alley, Larry (R)	64	52	90.6	▲	▲	▲	▲	▲	▽	▲	▽	▲	▲	▲	▲	▲
Peck, Virgil (R)	64	52	90.6	▲	▲	▲	▲	▽	▲	▲	▲	▲	▲	▲	▲	▲
Petersen, Mike (R)	64	52	90.6	▲	▲	▲	▲	▲	▲	▲	▽	▲	▲	▲	▲	▲
Claeys, J.R. (R)	64	51	89.8	▲	▲	▲	▲	▲	▲	▲	▽	▲	•	▲	▲	•
Hilderbrand, Richard (R)	64	50	89.1	▲	▲	▲	▲	▲	▲	▲	▲	▲	▲	▲	▲	▲
Gossage, Barbara (R)	64	48	87.5	▲	▲	▲	▲	▲	▲	▲	▽	▲	▲	▲	▲	▲
Suellentrop, Eugene (R)	64	47	86.7	▲	•	▲	▲	▲	•	▲	•	▲	▲	▲	▲	▲
Wilborn, Richard (R)	64	47	86.7	▲	▲	▲	▲	▲	▲	▲	▽	•	▲	▲	▲	▲
Baumgardner, Molly (R)	64	43	83.6	▲	▲	▲	▲	▲	▲	•	▽	▲	•	▲	▲	▲
Billinger, Richard (R)	64	41	82.0	▲	▲	•	▲	▲	•	▲	•	▲	▲	▲	▲	▲
Pyle, Dennis (R)	64	40	81.2	▲	▲	▲	▲	▲	▲	▲	▲	▲	▲	▲	▲	▲
Straub, Alicia (R)	64	39	80.5	▲	▲	▲	•	▽	▽	▲	▲	▲	▲	▲	▲	▲

	SB40	SB50	SB52	SB61	SB63	SB66	SB90	SB124 Bill	SB124 Fagg Amend	SB175	SB238 Sykes Amend	SB273
	6	9	-1	3	1	-1	-1	-1	1	8	-6	3
	▲	▲	▽	▲	▲	▲	▽	▲	▲	▲	▲	▲
	▲	▲	▲	▲	▲	▲	▽	▽	▲	▲	▲	▲
	▲	▲	▽	▲	▲	▽	▽	▽	▲	▲	▲	▲
	▲	▲	▽	▲	▲	▽	▽	▽	▲	▲	▲	▲
	▲	▲	*	*	▲	▽	▽	▽	*	▲	*	▲
	▲	▲	▽	▲	▲	▽	▽	▽	▲	▲	▲	▲
	▲	▲	▲	▲	▲	▲	▽	▲	▲	▲	▲	▲
	▲	▲	▽	▲	▲	▽	▽	▽	▽	▲	▲	▲
	▲	▲	▽	▲	▲	▽	▽	▽	●	▲	▲	▲
	▽	▲	▲	▲	▲	▲	▲	▲	▽	▲	▲	▲
	▲	▲	▽	▲	▲	▽	▽	▽	▲	▲	●	▲
	●	▲	▽	▲	▲	▽	▽	▽	▽	▲	▲	▲
	▲	▲	▽	▲	▲	▽	▽	▽	▽	▲	▲	▲
	▽	▲	▽	▲	▲	▲	▲	▲	▲	▲	▲	●
	▲	▲	▽	●	▲	▽	▽	▽	●	▲	●	▲
	▽	▲	▲	▲	▲	▽	▽	▲	▽	▲	▲	▽
	▽	▲	▲	▲	▲	▲	▲	▲	▲	▲	▲	▲

*Served partial term and is only scored on the votes while in office.

Senate

- ▲ Freedom Vote
- ▽ Non Freedom Vote
- No recorded vote

	Possible Score	Total Score	Freedom %	HB2039	HB2066	HB2104	HB2126	HB2134	HB2208	HB2313	HB2405	SB13 Bill	SB13 Doll Amend	SB23	SB24	SB29
BILL SCORE – 2021				1	1	3	1	5	1	1	-1	5	-1	1	1	1
Tyson, Caryn (R)	64	39	80.5	▲	▲	▲	▲	▽	▲	▲	▲	▲	▲	▲	▲	▲
Bowers, Elaine (R)	64	38	79.7	▲	▲	▲	▲	▲	▲	▲	▽	▲	▲	▲	▲	▲
Steffen, Mark (R)	64	37	78.9	▲	▲	▲	•	▽	▽	▲	▲	▲	▲	▲	▲	▲
Kloos, Richard (R)	64	32	75.0	▲	▲	▽	▲	▲	▲	▲	▽	▲	▲	▲	▲	▲
Kerschen, Daniel (R)	64	30	73.4	▲	▲	▽	▲	▲	▲	▲	▽	▲	▲	▲	▲	▲
O'Shea, Kristen (R)	64	30	73.4	▽	▲	▲	▲	▲	▲	▲	▽	▲	▲	▲	▲	▲
Dietrich, Brenda (R)	64	28	71.9	▽	▲	▲	▲	▲	▲	▲	▽	▲	▲	▲	▲	▲
Longbine, Jeffrey (R)	64	23	68.0	•	▲	▲	▲	▲	▲	▲	▽	▲	▲	▲	▲	▲
Olson, Robert (R)	64	20	65.6	▲	▲	▲	▲	▲	▲	▲	▽	▲	▲	▲	▲	▲
McGinn, Carolyn (R)	64	18	64.1	•	▲	▽	▲	▲	▲	•	▽	▲	▲	▲	▲	▲
Doll, John (R)	64	-3	47.7	▽	▲	▲	▲	▲	▲	▲	▽	▽	▽	▲	▲	▲
Pittman, Jeff (D)	64	-4	46.9	▽	▲	▽	▽	▲	▲	▲	▽	▲	▽	▲	▽	▽
Hawk, Tom (D)	64	-20	34.4	▽	▲	▽	▲	▲	▲	▲	▽	▲	•	▲	▽	▽
Faust-Goudeau, Oletha (D)	64	-24	31.2	▽	▲	▽	▲	▲	▲	▲	▽	•	•	▲	▲	▽
Holland, Tom (D)	64	-24	31.2	▽	▽	▽	▽	▲	▲	•	▽	▲	▲	▲	▽	▽
Corson, Ethan (D)	64	-28	28.1	▽	▲	▽	▽	▲	▲	▲	▽	▽	▲	▽	▽	▽
Petty, Pat (D)	64	-28	28.1	▽	▲	▽	•	▲	▲	▲	▽	•	▽	▲	▽	▽
Ware, Mary (D)	64	-31	25.8	▽	▽	▽	▽	▲	▲	▲	▽	•	▽	▲	▽	▽

	SB40	SB50	SB52	SB61	SB63	SB66	SB90	SB124 Bill	SB124 Fagg Amend	SB175	SB238 Sykes Amend	SB273
	6	9	-1	3	1	-1	-1	-1	-1	8	-6	3
	▽	▲	▲	▲	▲	▲	▲	▲	▲	▲	▲	•
	▲	▲	▽	▲	▲	▽	▽	▽	▲	▽	▲	▲
	▽	▲	▽	▲	▲	▲	▲	▲	▲	▲	▲	▲
	▲	▲	▽	▲	▲	▽	▽	▽	▲	▽	▲	▲
	▲	▲	▽	▲	▲	▽	▽	▽	▽	▽	▲	▲
	▲	▲	▽	▲	▲	▽	▽	▽	▲	▽	•	▲
	▲	▲	▽	▽	▲	▽	▽	▽	▽	▽	▲	▲
	▽	▲	▲	▲	▲	▽	▽	▽	▽	▽	▲	▽
	▲	▲	▽	▽	▲	▲	▽	▽	▽	▽	▲	▽
	▲	▲	▽	▽	▽	▽	▽	▽	•	▽	▽	▽
	▲	▲	▲	▽	▽	▽	▽	▽	▽	▽	▽	▽
	▲	▽	•	▽	▽	▽	▽	▽	▽	▽	▽	▽
	▲	▽	▽	▽	▽	▽	▽	▽	▽	▽	▽	▽
	▲	▽	▽	▽	•	▽	▽	▽	▽	▽	▽	▽
	▲	▽	▽	▽	▽	▽	▽	▽	▽	▽	▽	▲
	▲	▽	▽	▽	▽	▽	▽	▽	▽	▽	▽	▽
	▲	▽	▽	▽	▽	▽	▽	▽	▽	▽	▽	▽

Senate

- ▲ Freedom Vote
- ▽ Non Freedom Vote
- No recorded vote

	Possible Score	Total Score	Freedom %	HB2039	HB2066	HB2104	HB2126	HB2134	HB2208	HB2313	HB2405	SB13 Bill	SB13 Doll Amend	SB23	SB24	SB29
BILL SCORE – 2021				1	1	3	1	5	1	1	-1	5	-1	1	1	1
Francisco, Marci (D)	64	-33	24.2	▽	▽	▽	▲	•	▲	•	▽	•	▽	▲	▽	▽
Holscher, Cindy (D)	64	-33	24.2	▽	▲	▽	▽	▲	▲	▲	▽	▽	•	▲	▽	▽
Sykes, Dinah (D)	64	-34	23.4	▽	▲	▽	▽	▲	▲	▲	▽	▽	▽	▲	▽	▽
Haley, David (D)	64	-39	19.5	▲	▽	▽	▽	▲	▲	•	▽	▽	▽	▲	▽	▽

6	9	-1	3	1	-1	-1	-1	1	8	-6	3
▲	▽	▽	▽	▽	▽	▽	▽	▲	▽	▽	▽
▲	▽	▽	▽	▽	▽	▽	▽	▽	▽	▽	▽
▲	▽	▽	▽	▽	▽	▽	▽	▽	▽	▽	▽
▽	▽	▲	•	▽	▽	▽	▲	•	▽	▽	▽
SB40	SB50	SB52	SB61	SB63	SB66	SB90	SB124 Bill	SB124 Fagg Amend	SB175	SB238 Sykes Amend	SB273

The Freedom Index is intended to provide educational information to the public about broad economic and education issues that are important to the citizens of our State. It is the product of nonpartisan analysis, study and research and is not intended to directly or indirectly endorse or oppose any candidate for public office.

Kansas Policy Institute engages citizens and policy makers with research and information to enact public policy solutions that protect the constitutional right to freedom of all Kansans, give them greater access to better educational opportunities, and allow them to keep more of what they earn. By protecting and promoting freedom, we will improve everyone's quality of life, make Kansas more competitive with other states, and attract new citizens and businesses.

Guarantee of Quality Scholarship is the Kansas Policy Institute commitment to delivering the highest quality and most reliable research on state and local issues in Kansas. KPI guarantees that all original factual data are true and correct and that information attributed to other sources is accurately represented.



Wichita Office:

316-634-0218
250 N. Water, Suite 216
Wichita, KS 67202
KansasPolicy.org
KansasOpenGov.org

Overland Park Office:

913-213-5038
12980 Metcalf, Suite 130
Overland Park, KS 66213
KansasPolicy.org
KansasOpenGov.org